

QUARTERLY PHYSICAL REPORT OF OPERATION
As of June 30, 2016


Department : STATE UNIVERSITIES AND COLLEGES
 Agency : NUEVA ECIJA UNIVERSITY OF SCIENCE AND TECHNOLOGY
 Operating Unit : Campuses (6)
 Organization Code : 08 032 00 00000

X	Current Year Appropriations
	Supplemental Appropriations
X	Continuing Appropriations
	Off-Budget Account


Particulars (1)	UACS CODE (2)	Physical Targets					Physical Accomplishments					Variance as of 06/30/16 (13)	Remarks (14)
		1st Quarter (3)	2nd Quarter (4)	3rd Quarter (5)	4th Quarter (6)	Total (7=3+4+5+6)	1st Quarter (8)	2nd Quarter (9)	3rd Quarter (10)	4th Quarter (11)	Total (12=8+9+10+11)		
Part A													
I. Operations													
MFO 1 : HIGHER EDUCATION SERVICES													
Quantity :	260 264 3 01 00 0000												
• Total number of graduates			2,500		600	3,100		3,436			3,436	336	
Quality :													
• % of total graduates that are in priority courses			37.92%		17.00%	54.92%		71.94%			71.94%	17.02%	
• Ave. passing % licensure exams by the SUC													
graduates/national ave. passing across all disciplines covered by the SUC		15.00%	14.68%	13.00%	15.00%	57.68%	7.07%	36.70%			43.77%	-13.91%	
• % of programs accredited at Level 1;							L1-100%				L1-100%	L1-100%	
Level 2; Level 3				12.50%		12.50%	L2-63.64%				L2-63.64%	L2-63.64%	
Timeliness :													
• % of graduates who finished academic program according to the prescribed timeframe			52.00%		15.00%	67.00%		97.75% (3,515)			97.75%	30.75%	
MFO 2 : ADVANCED EDUCATION SERVICES	260 265 3 02 00 0000												
Quantity :													
• Total number of graduates			60		30	90		43			43	47	
Quality :													
• % of programs accredited at Level 1;							L1-25.00%				L1-25.00%	L1-25.00%	
Level 2; 3; 4				12.50%		12.50%	L3-50.00%				L3-50.00%	L3-50.00%	
Timeliness :													
• % of programs accredited within the prescribed timeframe				68.00%		68.00%	61.31%				61.31%	-6.69%	
MFO 3 : RESEARCH SERVICES	260 267 3 03 00 0000												
Quantity :													
• No. of research studies completed		5	6	7	6	24	15	17			32	8	
Quality													
• % of research projects completed in the last 3 years		8.00%		5.00%	9.00%	22.00%	7.69% (2/26)				7.69%	-14.31%	

Particulars	UACS CODE	Physical Targets					Physical Accomplishments					Variance as of 06/30/16	Remarks	
		1st Quarter	2nd Quarter	3rd Quarter	4th Quarter	Total	1st Quarter	2nd Quarter	3rd Quarter	4th Quarter	Total			
(1)	(2)	(3)	(4)	(5)	(6)	(7=3+4+5+6)	(8)	(9)	(10)	(11)	(12=8+9+10+11)	(13)	(14)	
1. Eradicating Extreme Hunger (Job Creation) - No. of Program		8	7	8	7	30	8	8			16	-14	Year-round programs/projects/ activities	
2. Environmental Sustainability - No. of Research Project			3			3	3				3			
3. Access to Quality Higher Education - No. of Curricular Program			16			16	16				16			
4. Gender Equality Programs - Trainings/Projects		2	2	2	2	8	5	4			9	1		
5. Community Health Care - Beneficiaries		300	500	450	500	1,750	83				83	(1,667)		
6. Global Partnership for Development - No. of Program			6			6	6				6			
7. Good Governance - No. of Office Order/Memorandum Issued		10	8	10	12	40	37	57			94	54		

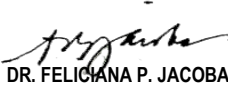
Prepared by:


DR. SARAH C. ALVAREZ
 Planning Officer
 Date: July 22, 2016

In coordination with:


LORNA N. EJAR
 OIC-FMO/Budget Officer IV
 Date: July 22, 2016

Approved by:


DR. FELICIANO P. JACOBA
 SUC President III
 Date: July 22, 2016