

QUARTERLY PHYSICAL REPORT OF OPERATION
As of March 31, 2016

Department : STATE UNIVERSITIES AND COLLEGES
 Agency : NUEVA ECIJA UNIVERSITY OF SCIENCE AND TECHNOLOGY
 Operating Unit : Campuses (6)
 Organization Code : 08 032 00 00000

X	Current Year Appropriations
	Supplemental Appropriations
X	Continuing Appropriations
	Off-Budget Account

Particulars (1)	UACS CODE (2)	Physical Targets					Physical Accomplishments					Variance as of 03/31/16 (13)	Remarks (14)
		1st Quarter (3)	2nd Quarter (4)	3rd Quarter (5)	4th Quarter (6)	Total (7=3+4+5+6)	1st Quarter (8)	2nd Quarter (9)	3rd Quarter (10)	4th Quarter (11)	Total (12=8+9+10+11)		
Part A													
I. Operations													
MFO 1 : HIGHER EDUCATION SERVICES													
Quantity :	260 264 3 01 00 0000												
• Total number of graduates			2,500		600	3,100							
Quality :													
• % of total graduates that are in priority courses			37.92%		17.00%	54.92%							
• Ave. passing % licensure exams by the SUC graduates/national ave. passing across all disciplines covered by the SUC		15.00%	14.68%	13.00%	15.00%	57.68%	4.24%				4.24%	-10.76%	
• % of programs accredited at Level 1; Level 2; Level 3				12.50%		12.50%	L1-100% L2-63.64%				L1-100% L2-63.64%	L1-100% L2-63.64%	
Timeliness :													
• % of graduates who finished academic program according to the prescribed timeframe			52.00%		15.00%	67.00%							
MFO 2 : ADVANCED EDUCATION SERVICES	260 265 3 02 00 0000												
Quantity :													
• Total number of graduates			60		30	90							
Quality :													
• % of programs accredited at Level 1; Level 2; 3; 4				12.50%		12.50%	L1-25.00% L3-50.00%				L1-25.00% L3-50.00%	L1-25.00% L3-50.00%	
Timeliness :													
• % of programs accredited within the prescribed timeframe				68.00%		68.00%	61.31%				61.31%	61.31%	
MFO 3 : RESEARCH SERVICES	260 267 3 03 00 0000												
Quantity :													
• No. of research studies completed			5	6	7	6	24	15			15	10	
Quality :													
• % of research projects completed in the last 3		8.00%		5.00%	9.00%	22.00%	7.69% (2/26)				7.69%	-0.31%	


Particulars	UACS CODE	Physical Targets					Physical Accomplishments					Variance as of 03/31/16	Remarks
		1st Quarter	2nd Quarter	3rd Quarter	4th Quarter	Total	1st Quarter	2nd Quarter	3rd Quarter	4th Quarter	Total		
(1)	(2)	(3)	(4)	(5)	(6)	(7=3+4+5+6)	(8)	(9)	(10)	(11)	(12=8+9+10+11)	(13)	(14)
years													
• % of research outputs published in an recognized journal or submitted for patenting or patented					2.00%	2.00%							
Timeliness :													
• % of research projects completed within the original project timeframe		7.00%	10.00%	26.00%	29.00%	72.00%	7.69% (2/26)				7.69%	0.69%	
MFO 4 : TECHNICAL ADVISORY EXTENSION SERVICES	260 267 3 04 00 0000												
Quantity :													
• No. of persons trained weighted by the length of training		1,000	1,500	1,800	1,700	6,000	1,970				1,970	970	
• No. of persons provided with technical advice		10		15	15	40	12				12	2	
Quality :													
• % of trainees who rate the training course as good or better		10.00%	25.00%	25.00%	25.00%	85.00%	25.00%				25.00%	15.00%	
• % of clients who rate the advisory services as good or better		10.00%	25.00%	25.00%	25.00%	85.00%	10.00%				10.00%		
Timeliness :													
• % of requests for training responded to within 3 days of request		15.00%	25.00%	25.00%	20.00%	85.00%	10.00%				10.00%	5.00%	
• % of requests for technical advice that are responded to within 3 days		15.00%	20.00%	25.00%	20.00%	80.00%	10.00%				10.00%	5.00%	
• % of persons who received training or advisory services who rate timeliness of service delivery as good or better		25.00%	16.00%	25.00%	20.00%	86.00%	25.00%				25.00%		
II. Projects	260 268 4 00 00 0000												
1. Perimeter Fencing, Gabaldon Campus				50.00%	50.00%	100.00%							
2. Construction/rehabilitation of Buildings				50.00%	50.00%	100.00%							
III. Automatic Appropriations													
MFO 1 : HIGHER EDUCATION SERVICES													
MFO 2 : ADVANCED EDUCATION SERVICES													
MFO 3 : RESEARCH SERVICES													
MFO 4 : TECHNICAL ADVISORY EXTENSION SERVICES													
PART B													
Major Programs/Projects													
KRA NO. 2 - Poverty Reduction and Empowerment of the Poor and the Vulnerable													

RLIP Contributions only


Particulars (1)	UACS CODE (2)	Physical Targets					Physical Accomplishments					Variance as of 03/31/16 (13)	Remarks (14)
		1st Quarter (3)	2nd Quarter (4)	3rd Quarter (5)	4th Quarter (6)	Total (7=3+4+5+6)	1st Quarter (8)	2nd Quarter (9)	3rd Quarter (10)	4th Quarter (11)	Total (12=8+9+10+11)		
Program Budgeting : MPP													
1. Eradicating Extreme Hunger (Job Creation) - No. of Program		8	7	8	7	30	8					8	
2. Environmental Sustainability - No. of Research Project				3		3	3					3	
3. Access to Quality Higher Education - No. of Curricular Program				16		16	16					16	
4. Gender Equality Programs - Trainings/Projects		2	2	2	2	8	5					5	3
5. Community Health Care - Beneficiaries		300	500	450	500	1,750	83					83	(217)
6. Global Partnership for Development - No. of Program				6		6	6					6	
7. Good Governance - No. of Office Order/Memorandum Issued		10	8	10	12	40	37					37	27

Year-round programs/projects/ activities

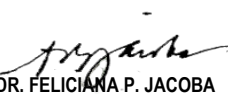
Prepared by:


DR. YOLANDA I. CAMAYA
 Planning Officer
 Date: April 28, 2016

In coordination with:


LORNA N. EJAR
 OIC-FMO/Budget Officer IV
 Date: April 28, 2016

Approved by:


DR. FELICIANO P. JACOBA
 SUC President III
 Date: April 28, 2016