



Particulars	UACS CODE						Physical Accomplishments					Variance as of 12/31/16	Remarks
		1st Quarter	2nd Quarter	3rd Quarter	4th Quarter	Total	1st Quarter	2nd Quarter	3rd Quarter	4th Quarter	Total		
(1)	(2)	(3)	(4)	(5)	(6)	(7=3+4+5+6)	(8)	(9)	(10)	(11)	(12=8+9+10+11)	(13)	(14)
a. Pursuing advanced research degree programs (Ph.D) or		15.38%				15.38%		38.46%			38.46%	23.08%	
b. Publishing (investigative, or basic and applied scientific research) or		10.00% (7/6)	6.67% (7/6)			16.67% (7/6)			16.67%		16.67%	0.00%	
c. Producing technologies for commercialization or livelihood improvement			10.00%	10.00%		20.00% (12/10)		60% (16/10)			60.00%	40.00%	
IV. Community engagement increased													
• Percentage change in number of partnerships with LGUs, industry, small and medium enterprises, and local entrepreneurs and other national agency in developing, implementing or using new technologies relevant to agro-industrial development*			25% (5)			25% (5)		25% (5)			25.00%	0.00%	
• Percentage change in number of poor beneficiaries* technology transfer/extension programs and activities leading to livelihood improvement			5.00% (1,100)	5.00% (1,100)		10.00% (2,200)		8.75% (1,175)	8.75% (1,175)		17.50% (2,350)	7.50% (150)	


Prepared by:

In coordination with:

Approved by:


DR. SARAH C. ALVAREZ
 Planning Officer
 Date: January 25, 2017


LORNA N. EJARA
 OIC-FMO/Budget Officer IV
 Date: January 25, 2017


DR. FELICIANO P. JACOBA
 SUC President III
 Date: January 25, 2017

1870