


QUARTERLY PHYSICAL REPORT OF OPERATION  
As of September 30, 2023


Department : State Universities and Colleges (SUCs)  
Agency/Entity : Nueva Ecija University of Science and Technology  
Operating Unit : < not applicable >  
Organization Code (UACS) : 08 032 0000000

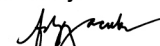
Particulars	UACS CODE	Physical Target (Budget Year)					Physical Accomplishment (Budget Year)					Variance as of September 30, 2023	Remarks
		1st Quarter	2nd Quarter	3rd Quarter	4th Quarter	Total	1st Quarter	2nd Quarter	3rd Quarter	4th Quarter	Total		
1	2	3	4	5	6	7	8	9	10	11	12	13	14
HIGHER EDUCATION PROGRAM	310100000000000												
OO : Relevant and quality tertiary education ensured to achieve inclusive growth and access of poor but deserving students to quality tertiary education increased													
Outcome Indicators													
1. Percentage of first-time licensure exam takers that pass the licensure exams		55%(85/155)	60% (136/226)	69%(88/124)	65%(94/145)	62% (403/650)	66.12% (160/242)	74.00% (612/827)	47.50% (19/40)		71.33%(791/1,109)	>9.33%	
2. Percentage of graduates (2 years prior) that are employed		5% (86/1,722)	16% (276/1,722)	19% (327/1,722)	10% (172/1,722)	50% (861/1,722)	52.56% (905/1,722)	13.18% (227/1,722)	1.34%(23/1,722)		67.07%(1,155/1,722)	>17.07%	
Output Indicators													
1. Percentage of undergraduate students enrolled in CHED-identified and RDC-identified priority programs				65% (12,350 /19,000)		65% (12,350/19,000)	0.00%	0.00%	78.51% (20,373/25,949)		78.51% (20,373 /25,949)	>13.51%	The University used the 1st Sem 2023-2024 enrollment
2. Percentage of undergraduate programs with accreditation		100% (47/47)	100% (47/47)	100% (47/47)	100% (47/47)	100% (47/47)	91.49% (43/47)	91.49% (43/47)	91.49% (43/47)		91.49%(43/47)	<8.51%	
ADVANCED EDUCATION PROGRAM	320100000000000												
OO : Higher education research improved to promote economic productivity and innovation													
Outcome Indicator													
1. Percentage of graduate school faculty engaged in research work applied in any of the following:													
a. pursuing advanced research degree programs (Ph.D.) or													
b. actively pursuing within the last three (3) years (investigative research, basic and applied scientific research, policy research, social science research) or		33.33%(6/18)	22.22%(4/18)	27.78%(5/18)		83.33% (15/18)	100%(21/21)	100%(21/21)	100%(21/21)		100%(21/21)	>16.67%	
c. producing technologies for commercialization or livelihood improvement or													
d. whose research work resulted in an extension program													
Output Indicators													
1. Percentage of graduate students enrolled in research degree programs				85.92% (1,227/1,428)		85.92% (1,227/1,428)	0.00%	0.00%	90.07% (1,497/1,662)		90.07%(1,497/1,662)	>4.15%	The University used the 1st Sem 2023-2024 enrollment
2. Percentage of accredited graduate programs		100% (14/14)	100% (14/14)	100% (14/14)	100% (14/14)	100% (14/14)	100%(15/15)	100%(15/15)	100%(15/15)		100%(15/15)	0.00%	
RESEARCH PROGRAM	320200000000000												
OO : Higher education research improved to promote economic productivity and innovation													
Outcome Indicator													
1. Number of research outputs in the last three years utilized by the industry or by other beneficiaries		1	3	3	1	8	1	4	2		7	<1	
Output Indicators													
1. Number of research outputs completed within the year		18	27	19	6	70	36	41	9		86	>16	

Department : State Universities and Colleges (SUCs)  
Agency/Entity : Nueva Ecija University of Science and Technology  
Operating Unit : < not applicable >  
Organization Code (UACS) : 08 032 0000000

Particulars	UACS CODE	Physical Target (Budget Year)					Physical Accomplishment (Budget Year)					Variance as of September 30, 2023	Remarks
		1st Quarter	2nd Quarter	3rd Quarter	4th Quarter	Total	1st Quarter	2nd Quarter	3rd Quarter	4th Quarter	Total		
1	2	3	4	5	6	7	8	9	10	11	12	13	14
2. Percentage of research outputs published		5.15% (10/194)	11.86% (23/194)	10.31% (20/194)	1.55%(3/194)	28.87% (56/194)	14.86% (11/74)	25.22% (29/115)	4.03%(5/124)		36.29%(45/124)	>7.42%	The denominator is the total number of completed research outputs from FY 2021 to FY 2023 excluding completed research outputs published in 2021 and 2022
in internationally-refereed or CHED													
recognized journal within the year													
TECHNICAL ADVISORY EXTENSION PROGRAM	3301000000000000												
OO : Community engagement increased													
Outcome Indicator													
1. Number of active partnerships with LGUs,		30	2	2	1	35	40	0	0		40	>5	
industries, NGOs, NGAs, SMEs, and													
other stakeholders as a result of													
extension activities													
Output Indicators													
1. Number of trainees weighted by the		1,244	7,318	8,505	1,133	18,200	6,861	8,437	2,545		17,843	<357	
length of training													
2. Number of extension programs organized		5	5	8	2	20	8	5	4		17	<3	
and supported consistent with the SUC's													
mandated and priority programs													
3. Percentage of beneficiaries who rate the		92%(3,187/3,464)	94%(5,151/5,480)	95%(11,400 /12,000)	93%(964/1,079)	94% (20,702/22,023)	99.02% (5,661/5,717)	99%(7,563/7,632)	99.87% (2,257/2,260)		99.18%(15,481 /15,609)	>5.18%	used total number of participants as the denominator
training course/s as satisfactory or higher													
in terms of quality and relevance													

Prepared By:  
  
SARAH C. ALVAREZ  
PLANNING OFFICER  
Date: October 23, 2023 05:46 PM

In coordination with:  
  
LORNA N. EJARA  
BUDGET OFFICER  
Date: October 23, 2023 05:46 PM

Approved By:  
  
FELICIANO P. JACOBA  
HEAD OF AGENCY  
Date: October 24, 2023 12:01 PM