

QUARTERLY PHYSICAL REPORT OF OPERATION


As of December 31, 2020


Department : State Universities and Colleges (SUCs)
 Agency : Nueva Ecija University of Science and Technology
 Operating Unit : < not applicable >
 Organization Code (UACS) : 08 032 0000000


Particulars	UACS CODE	Physical Target (Budget Year)					Physical Accomplishment (Budget Year)					Variance	Remarks
		1st Quarter	2nd Quarter	3rd Quarter	4th Quarter	Total	1st Quarter	2nd Quarter	3rd Quarter	4th Quarter	Total		
1	2	3	4	5	6	7	8	9	10	11	12	13	14
HIGHER EDUCATION PROGRAM	31010000000000												
OO : Relevant and quality tertiary education ensured to													
Outcome Indicators													
1. Percentage of first-time licensure exam-takers that pass the licensure exams		55%	57%	66%	62%	60%	67% (98/146)	0	0	0	67% (98/146)	> 7%	No exam scheduled for 2nd to 4th quarters due to COVID 19
2. Percentage of graduates (2 years prior) that are employed		0%	0%	10%	10%	20%	0	15% (635/4,232)	5% (212/4,232)	5% (212/4,232)	25% (1,059/4,232)	> 5%	
Output Indicators													
1. Percentage of undergraduate student population enrolled in CHED-identified and RDC-identified priority programs		91%	91%	91%	91%	91%	96.51% (17,433/18,064)	96.51% (17,433/18,064)	95.60% (20,424/21,363)	95.60% (20,424/21,363)	96.02% (37,857/39,427)	> 5.02%	2nd sem AY 2019-20 and 1st sem AY 2020-21
2. Percentage of undergraduate programs with accreditation		100%	100%	100%	100%	100%	100% (47/47)	100% (47/47)	100% (47/47)	100% (47/47)	100% (47/47)	0%	
ADVANCED EDUCATION PROGRAM	32010000000000												
OO : Higher education research improved to promote													
Outcome Indicator													
1. Percentage of graduate school faculty engaged in research work applied in any of the following:													
a. pursuing advanced research degree programs (Ph.D)		40%	40%	40%	40%	40%	30.77% (8/26)	30.77% (8/26)	19.23% (5/26)	19.23% (5/26)	50% (13/26)	> 10%	
b. actively pursuing in the last three (3) years (investigative research, basic and applied scientific research, policy research, social science research)			30%	50%		80%	42.31% (11/26)	19.23% (5/26)	7.69% (2/26)	11.54% (3/26)	80.77%(21/26)	> 0.77%	
c. producing technologies for commercialization or livelihood improvement			20%			20%	3.85% (1/26)	15.38% (4/26)	26.92% (7/26)	3.85% (1/26)	50% (13/26)	>30%	
d. whose research work resulted in an extension program			20%			20%	7.69% (2/26)	7.69% (2/26)	3.85% (1/26)	3.85% (1/26)	23.08% (6/26)	>3.08%	
Output Indicators													
1. Percentage of graduate students enrolled in research degree programs		78%		78%		78%	78% (967/1,240)	78% (967/1,240)	86% (1,030/1,194)	86% (1,030/1,194)	82.05% (1,997/2,434)	> 4.05%	2nd sem. AY 19-20 and 1st sem. AY 20-21
2. Percentage of accredited graduate programs		100%	100%	100%	100%	100%	100% (15/15)	100% (15/15)	100% (15/15)	100% (15/15)	100% (15/15)	0%	
RESEARCH PROGRAM	32020000000000												
OO : Higher education research improved to promote													
Outcome Indicator													
1. Number of research outputs in the last three years utilized by the industry or by other beneficiaries			1	1		2	0	1	2	0	3	> 1	
Output Indicators													

Department : State Universities and Colleges (SUCs)
Agency : Nueva Ecija University of Science and Technology
Operating Unit : < not applicable >
Organization Code (UACS) : 08 032 0000000

Particulars	UACS CODE	Physical Target (Budget Year)					Physical Accomplishment (Budget Year)					Variance	Remarks
		1st Quarter	2nd Quarter	3rd Quarter	4th Quarter	Total	1st Quarter	2nd Quarter	3rd Quarter	4th Quarter	Total		
1	2	3	4	5	6	7	8	9	10	11	12	13	14
1. Number of research outputs completed		3	12	10	7	32	16	20	2	11	49	> 17	
within the year													
2. Percentage of research outputs published			18%	18%		18%	27% (18/67)	15% (10/67)	3% (2/67)	0	45% (30/67)	> 27%	
in internationally-refereed or CHED													
recognized journal within the year													
TECHNICAL ADVISORY EXTENSION PROGRAM	33010000000000												
OO : Community engagement increased													
Outcome Indicator													
1. Number of active partnerships with LGUs,		2	3	3	1	9	0	1	12	17	30	> 21	active partnerships for 2018 and 2019 were included
industries, NGOs, NGAs, SMEs, and													
other stakeholders as a result of													
extension activities													
Output Indicators													
1. Number of trainees weighted by the		600	3,000	5,000	2,230	10,830	962	6,630.50	2,665.50	5,151	15,409	> 4,579	conducted massive webinar trainings
length of training													
2. Number of extension programs organized		2	2	5	5	14	3	2	4	5	14	0	
and supported consistent with the SUC's													
mandated and priority programs													
3. Percentage of partners who rate the		87%	90%	88%	84%	87%	87% (6,605.47/7,592.50)	88% (6,681.40/7,592.50)	90% (6,833.25/7,592.50)	92% (6,985.10/7,592.50)	89.25% (6,776.30/7,592.50)	> 2.25%	
training course/s and advisory services													
as satisfactory or higher in terms of													
quality and relevance													

Prepared By:

SARAH C. ALVAREZ
PLANNING OFFICER
Date: 2021-01-23 13:18:07.0

In coordination with:

LORNA N. EJAR
BUDGET OFFICER
Date: 2021-01-23 13:18:07.0

Approved By:

FELICIANO P. JACOBA
AGENCY HEAD
Date: 2021-01-23 13:21:08.0