

QUARTERLY PHYSICAL REPORT OF OPERATION
As of December 31, 2015


Department : STATE UNIVERSITIES AND COLLEGES
 Agency : NUEVA ECIJA UNIVERSITY OF SCIENCE AND TECHNOLOGY
 Operating Unit : Campuses (6)
 Organization Code : 08 032 00 00000

X	Current Year Appropriations
	Supplemental Appropriations
X	Continuing Appropriations
	Off-Budget Account


Particulars (1)	UACS CODE (2)	Physical Targets					Physical Accomplishments					Variance as of 12/31/15 (13)	Remarks (14)
		1st Quarter (3)	2nd Quarter (4)	3rd Quarter (5)	4th Quarter (6)	Total (7=3+4+5+6)	1st Quarter (8)	2nd Quarter (9)	3rd Quarter (10)	4th Quarter (11)	Total (12=8+9+10+11)		
Part A													
I. Operations													
MFO 1 : HIGHER EDUCATION SERVICES													
Quantity :	260 264 3 01 00 0000												
• Total number of graduates		2,600			700	3,300	2,703	154		274	3,131	(169)	
Quality :													
• % of total graduates that are in priority courses		25.00%			12.00%	37.00%	50.28%			32.28%	82.56%	45.56%	
• Ave. passing % licensure exams by the SUC													
graduates/national ave. passing across all disciplines covered by the SUC		13.00%	12.50%	12.75%	12.75%	51.00%	65.16%/55.59%	57.23%/67.35%	66.15%/54.51%	52.73%/47.81%	106.68%	55.68%	
• % of programs accredited at Level 1;										L1 - 100.00%	L1 - 100.00%	L1 - 100.00%	
Level 2; Level 3				14.50%	14.50%	14.50%; 14.50%				L2 - 63.64%	L2 - 63.64%	L2 - 49.14%	
Timeliness :													
• % of graduates who finished academic program according to the prescribed timeframe		50.00%			15.00%	65.00%	63.42%	7.58%		8.77%	79.77%	14.77%	
MFO 2 : ADVANCED EDUCATION SERVICES	260 265 3 02 00 0000												
Quantity :													
• Total number of graduates		60			25	85	94	8		23	125	40	
Quality :													
• % of programs accredited at Level 1;		22.50%				22.50%				L1 - 25.00%	L1 - 25.00%	L1 - 2.50%	
Level 2; 3; 4			16.67%; 11.66%		16.67%	45.00%				L3 - 50.00%	L3 - 50.00%	L3 - 38.34%	
Timeliness :													
• % of programs accredited within the prescribed timeframe		22.34%	22.33%		22.33%	67.00%		11.42%		61.31%	72.73%	5.73%	
MFO 3 : RESEARCH SERVICES	260 267 3 03 00 0000												
Quantity :													
• No. of research studies completed		5		5	6	16	17	8	6	5	36	20	
Quality													
• % of research projects completed in the last 3 years		8.00%		3.00%	9.00%	20.00%	11.77%		29.41%	6.65%	47.83%	27.83%	

Particulars	UACS CODE	Physical Targets					Physical Accomplishments					Variance as of 12/31/15	Remarks
		1st Quarter	2nd Quarter	3rd Quarter	4th Quarter	Total	1st Quarter	2nd Quarter	3rd Quarter	4th Quarter	Total		
(1)	(2)	(3)	(4)	(5)	(6)	(7=3+4+5+6)	(8)	(9)	(10)	(11)	(12=8+9+10+11)	(13)	(14)
1. Eradicating Extreme Hunger (Job Creation) - No. of Program		8	7	8	7	30	8	7	10	5	30		Year-round programs/projects/activities
2. Environmental Sustainability - No. of Research Project			3			3		3			3		
3. Access to Quality Higher Education - No. of Curricular Program			16			16		16			16		
4. Gender Equality Programs - Training/Workshop			3	3	2	8			5	5	10	2	
5. Community Health Care - Beneficiaries		1,450		300		1,750	2,650	2,245	5,709	11,331	16,226	14,476	
6. Global Partnership for Development - No. of Program			6			6		6			6		
7. Good Governance - No. of Office Order/Memorandum Issued		10	8	10	12	40	36	43	44	30	153	113	


Prepared by:


DR. YOLANDA I. CAMAYA
 Planning Officer
 Date: January 27, 2016

In coordination with:


LORNA N. EJAR
 OIC-FMO/Budget Officer IV
 Date: January 27, 2016

Approved by:


ERNESTO A. DELA CRUZ, PEE
 OIC - Office of the University President
 Date: January 27, 2016

66.6
29.5
79
59
234.1

3372 296

