



Particulars	UACS CODE						Physical Accomplishments					Variance as of 09/30/15	Remarks
		1st Quarter	2nd Quarter	3rd Quarter	4th Quarter	Total	1st Quarter	2nd Quarter	3rd Quarter	4th Quarter	Total		
(1)	(2)	(3)	(4)	(5)	(6)	(7=3+4+5+6)	(8)	(9)	(10)	(11)	(12=8+9+10+11)	(13)	(14)
a. Pursuing advanced research degree programs (Ph.D) or		15.38%				15.38%	34.89%		53.48%		88.37%	72.99%	
b. Publishing (investigative, or basic and applied scientific research) or		10.00% (7/6)	6.67% (7/6)			16.67% (7/6)	10.00%	6.67%			16.67%		
c. Producing technologies for commercialization or livelihood improvement		10.00%		10.00%		20.00% (2/10)	10.00%		10.00%		20.00%		
IV. Community engagement increased													
• Percentage change in number of partnerships with LGUs, industry, small and medium enterprises, and local entrepreneurs and other national agency in developing, implementing or using new technologies relevant to agro-industrial development*			25% (5)			25% (5)		15% (3)			15.00%	-10.00%	
• Percentage change in number of poor beneficiaries* technology transfer/extension programs and activities leading to livelihood improvement			5.00%	5.00%		10.00%		5.00%			5.00%	-5.00%	
			(1,100)	(1,100)		(2,200)							


Prepared by:

In coordination with:

Approved by:


DR. YOLANDA I. CAMAYA
 Planning Officer
 Date: October 16, 2015


LORNA N. EJAR
 OIC-FMO/Budget Officer IV
 Date: October 16, 2015


ERNESTO A. DELA CRUZ, PEE
 OIC - Office the University President
 Date: October 16, 2015