

QUARTERLY PHYSICAL REPORT OF OPERATION
As of June 30, 2015


Department : STATE UNIVERSITIES AND COLLEGES
 Agency : NUEVA ECIJA UNIVERSITY OF SCIENCE AND TECHNOLOGY
 Operating Unit : Campuses (6)
 Organization Code : 08 032 00 00000

X	Current Year Appropriations
	Supplemental Appropriations
X	Continuing Appropriations
	Off-Budget Account


Particulars (1)	UACS CODE (2)	Physical Targets					Physical Accomplishments					Variance as of 06/30/15 (13)	Remarks (14)
		1st Quarter (3)	2nd Quarter (4)	3rd Quarter (5)	4th Quarter (6)	Total (7=3+4+5+6)	1st Quarter (8)	2nd Quarter (9)	3rd Quarter (10)	4th Quarter (11)	Total (12=8+9+10+11)		
Part A													
I. Operations													
MFO 1 : HIGHER EDUCATION SERVICES													
Quantity :	260 264 3 01 00 0000												
• Total number of graduates		2,600			700	3,300	2,703	154			2,857	(443)	
Quality :													
• % of total graduates that are in priority courses		25.00%			12.00%	37.00%	85.75%	43.50%			129.25%	92.25%	
• Ave. passing % licensure exams by the SUC													
graduates/national ave. passing across all disciplines covered by the SUC		13.00%	12.50%	12.75%	12.75%	51.00%	66.67% /74.83	29.88/42.37			96.55%	45.55%/	
• % of programs accredited at Level 1;											117.20%	117.20%	
Level 2; Level 3				14.50%	14.50%	14.50%; 14.50%					0%	-14.50%;14.50%	
Timeliness :													
• % of graduates who finished academic program according to the prescribed timeframe		50.00%			15.00%	65.00%	63.42%	74.75%			138.17%	73.17%	
MFO 2 : ADVANCED EDUCATION SERVICES	260 265 3 02 00 0000												
Quantity :													
• Total number of graduates		60			25	85	94	8			102	34	
Quality :													
• % of programs accredited at Level 1;		22.50%;				22.50%	66.67%				66.67%	44.17%	
Level 2; 3; 4			16.67%; 11.66%		16.67%	45.00%						-45.00%	
Timeliness :													
• % of programs accredited within the prescribed timeframe		22.34%	22.33%		22.33%	67.00%	66.67%	11.42%			78.09%	11.09%	
MFO 3 : RESEARCH SERVICES	260 267 3 03 00 0000												
Quantity :													
• No. of research studies completed		5		5	6	16	5				5		
Quality													
• % of research projects completed in the last 3 years		8.00%		3.00%	9.00%	20.00%	11.10%				11.10%	3.10%	

Particulars	UACS CODE	Physical Targets					Physical Accomplishments					Variance as of 06/30/15	Remarks	
		1st Quarter	2nd Quarter	3rd Quarter	4th Quarter	Total	1st Quarter	2nd Quarter	3rd Quarter	4th Quarter	Total			
(1)	(2)	(3)	(4)	(5)	(6)	(7=3+4+5+6)	(8)	(9)	(10)	(11)	(12=8+9+10+11)	(13)	(14)	
1. Eradicating Extreme Hunger (Job Creation) - No. of Program		8	7	8	7	30	8	7			15	-15	Year-round programs/projects/activities	
2. Environmental Sustainability - No. of Research Project			3			3	3				3			
3. Access to Quality Higher Education - No. of Curricular Program			16			16	16				16			
4. Gender Equality Programs - Training/Workshop			3	3	2	8								-8
5. Community Health Care - Beneficiaries		1,450		300		1,750	2,650				2,650	1,200		
6. Global Partnership for Development - No. of Program			6			6	6				6			
7. Good Governance - No. of Office Order/Memorandum Issued		10	8	10	12	40	36	43			79	39		


Prepared by:


DR. YOLANDA I. CAMAYA
 Planning Officer
 Date: July 24, 2015

In coordination with:


LORNA N. EJAR
 OIC-FMO/Budget Officer IV
 Date: July 24, 2015

Approved by:


ATTY. HILARIO C. ORTIZ, Ph.D.
 SUC President III
 Date: July 24, 2015