

SUMMARY OF APPROPRIATIONS, ALLOTMENTS, OBLIGATIONS, DISBURSEMENTS AND BALANCES BY OBJECT OF EXPENDITURES
As of June 30, 2015

Department: STATE UNIVERSITIES AND COLLEGES
Agency: NUEVA ECJIA UNIVERSITY OF SCIENCE AND TECHNOLOGY
Operating Unit: Campuses (6)


X	Current Year Appropriations
	Supplemental Appropriations
X	Continuing Appropriations

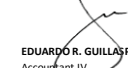
Organization Code : 08 032 00 00000


Funding Source Code (as clustered) : 101101 - Specific Budgets of National Government Agencies

Program/Activity/Project (P/A/P)	UACS CODE	Appropriations			Allotments					Current Year Obligations					Current Year Disbursements					Balances			
		Authorized Appropriation	Adjustments (To)/From, Realignment	Adjusted Appropriations	Allotments Received	Adjustments (Withdrawal, Realignment)	Transfer To	Transfer From	Adjusted Total Allotments	1st Quarter Ending March 31	2nd Qtr Ending June 30	3rd Qtr Ending Sept. 30	4th Qtr Ending Dec. 31	Total	1st Quarter Ending March 31	2nd Qtr Ending June 30	3rd Qtr Ending Sept. 30	4th Qtr Ending Dec. 31	Total	Unreleased Appropriations	Unobligated Allotment	Unpaid Obligations (15-20)=(23+24)	
																						Due and Demandable	Not yet Due and Demandable
1		3	4	5=(3+4)	6	7	8	9	10= (6+(-)7)+8+9	11	12	13	14	15=(11+12+13+14)	16	17	18	19	20=(16+17+18+19)	21=(5-10)	22=(10-15)	23	24
1. CURRENT YEAR BUDGET/APPROPRIATIONS																							
A. AGENCY SPECIFIC BUDGET																							
P/A/P - GASS, STO AND OPERATIONS																							
Personnel Services		165,980,000.00		165,980,000.00	165,980,000.00				165,980,000.00	39,924,588.99	40,049,812.82	-	-	79,974,501.81	39,538,798.36	40,152,387.18	-	-	79,691,185.54	-	86,005,498.19	283,316.27	-
Salaries and Wages																							
Salaries and Wages - Regular	5 01 01 010 01	133,875,000.00		133,875,000.00	133,875,000.00				133,875,000.00	32,885,749.11	29,785,349.97	-	-	62,671,099.08	32,670,549.58	30,000,549.50	-	-	62,671,099.08	-	71,203,900.92	-	-
Salaries and Wages - Casual/Contractual/Part-time	5 01 01 020 00	715,000.00		715,000.00	715,000.00				715,000.00	246,647.00	94,010.60	-	-	340,657.60	246,647.00	94,010.60	-	-	340,657.60	-	374,342.40	-	-
Other Compensation																							
Personnel Economic Relief Allowance	5 01 02 010 01	10,392,000.00		10,392,000.00	10,392,000.00				10,392,000.00	2,601,363.58	2,377,118.07	-	-	4,978,481.65	2,469,272.48	2,312,818.02	-	-	4,782,090.50	-	5,413,518.35	196,391.15	-
Representation Allowance	5 01 02 020 00	222,000.00		222,000.00	222,000.00				222,000.00	281,000.00	316,500.00	-	-	597,500.00	276,000.00	316,500.00	-	-	592,500.00	-	(375,500.00)	5,000.00	-
Transportation Allowance	5 01 02 030 01	222,000.00		222,000.00	222,000.00				222,000.00	281,000.00	316,500.00	-	-	597,500.00	276,000.00	316,500.00	-	-	592,500.00	-	(375,500.00)	5,000.00	-
Clothing/Uniform Allowance	5 01 02 040 01	2,165,000.00		2,165,000.00	2,165,000.00				2,165,000.00	2,100,000.00	30,000.00	-	-	2,130,000.00	2,080,000.00	20,000.00	-	-	2,100,000.00	-	35,000.00	30,000.00	-
Subsistence Allowance	5 01 02 050 03	102,000.00		102,000.00	102,000.00				102,000.00	5,750.00	13,500.00	-	-	19,250.00	5,750.00	2,050.00	-	-	7,800.00	-	82,750.00	11,450.00	-
Laundry Allowance	5 01 02 060 04	9,000.00		9,000.00	9,000.00				9,000.00	783.35	1,840.82	-	-	2,624.17	783.35	279.50	-	-	1,062.85	-	6,375.83	1,561.32	-
Productivity Incentive Allowance	5 01 02 080 01	866,000.00		866,000.00	866,000.00				866,000.00	717,000.00	63,000.00	-	-	780,000.00	717,000.00	63,000.00	-	-	780,000.00	-	86,000.00	-	-
Honoraria	5 01 02 100 01	1,407,000.00		1,407,000.00	1,407,000.00				1,407,000.00	280,839.10	101,188.80	-	-	382,027.90	272,339.10	80,875.00	-	-	353,214.10	-	1,406,967.00	28,813.80	-
Hazard Pay	5 01 02 110 05																						
Longevity Pay	5 01 02 120 01	334,000.00		334,000.00	334,000.00				334,000.00	-	-	-	-	-	-	-	-	-	-	-	334,000.00	-	-
Overtime and Night Pay	5 01 02 130 01																						
Year-End Bonus	5 01 02 140 01	11,155,000.00		11,155,000.00	11,155,000.00				11,155,000.00	-	5,273,602.50	-	-	5,273,602.50	-	5,273,602.50	-	-	5,273,602.50	-	5,881,397.50	-	-
Cash Gift	5 01 02 150 01	2,165,000.00		2,165,000.00	2,165,000.00				2,165,000.00	-	1,077,500.00	-	-	1,077,500.00	-	1,077,500.00	-	-	1,077,500.00	-	1,087,500.00	-	-
Other Bonuses and Allowances	5 01 02 990 00																						
Personnel Benefits Contributions																							
PAG-IBIG Contributions	5 01 03 020 01	520,000.00		520,000.00	520,000.00				520,000.00	130,862.50	129,600.00	-	-	260,462.50	130,862.50	124,500.00	-	-	255,362.50	-	259,537.50	5,100.00	-
Philhealth Contributions	5 01 03 030 01	1,313,000.00		1,313,000.00	1,313,000.00				1,313,000.00	265,812.50	341,212.50	-	-	607,025.00	265,812.50	341,212.50	-	-	607,025.00	-	705,975.00	-	-
Employees Compensation Insurance Premiums	5-01-03-040 01	518,000.00		518,000.00	518,000.00				518,000.00	127,781.85	128,989.56	-	-	256,771.41	127,781.85	128,989.56	-	-	256,771.41	-	261,228.59	-	-
Other Personnel Benefits																							
Retirement Gratuity	5-01-04-020 01																						
Terminal Leave Benefits	5-01-04-030 01																						
Maintenance & Other Operating Expenses		77,659,000.00		77,659,000.00	77,659,000.00				77,659,000.00	6,434,386.52	8,300,834.28	-	-	14,735,220.80	5,451,453.81	8,415,713.22	-	-	13,867,167.03	-	62,923,779.20	868,053.77	-
Travelling Expenses																							
Travelling Expenses - Local	5 02 01 010 00	1,576,000.00		1,576,000.00	1,576,000.00				1,576,000.00	66,891.74	79,630.40	-	-	146,522.14	13,127.74	85,330.00	-	-	98,457.74	-	1,429,477.86	48,064.40	-
Travelling Expenses - Foreign	5 02 01 020 00	450,000.00		450,000.00	450,000.00				450,000.00	1,500.00	1,151.00	-	-	2,651.00	1,500.00	1,151.00	-	-	2,651.00	-	447,349.00	-	-
Training and Scholarship Expenses																							
Training Expenses	5 02 02 010 00	2,835,000.00		2,835,000.00	2,835,000.00				2,835,000.00	234,182.00	203,615.00	-	-	437,797.00	234,182.00	161,715.00	-	-	395,897.00	-	2,397,203.00	41,900.00	-
Scholarship Grants/Expenses	5 02 02 020 00	28,232,000.00		28,232,000.00	28,232,000.00				28,232,000.00	59,900.00	483,447.50	-	-	543,347.50	59,900.00	483,447.50	-	-	543,347.50	-	27,688,652.50	-	-
Supplies and Materials Expenses																							
Office Supplies Expenses	5 02 03 010 00	4,058,000.00		4,058,000.00	4,058,000.00				4,058,000.00	1,546,722.00	1,489,354.20	-	-	3,036,076.20	945,413.16	1,697,407.86	-	-	2,642,821.02	-	1,021,923.80	393,255.18	-
Accountable Forms Expenses	5 02 03 020 00	763,000.00		763,000.00	763,000.00				763,000.00	-	279,950.00	-	-	279,950.00	-	279,950.00	-	-	279,950.00	-	483,050.00	450.00	-
Animal/Zoological Supplies Expenses	5 02 03 040 00	100,000.00		100,000.00	100,000.00				100,000.00	-	-	-	-	-	-	-	-	-	-	-	100,000.00	-	-
Food Supplies Expenses	5 02 03 050 00																						
Drugs and Medicines Expenses	5 02 03 070 00																						
Medical, Dental & Laboratory Supplies Exp.	5 02 03 080 00	552,000.00		552,000.00	552,000.00				552,000.00	7,210.00	64,740.00	-	-	71,950.00	1,220.00	13,615.00	-	-	14,835.00	-	480,050.00	57,115.00	-
Fuel, Oil and Lubricants Expenses	5 02 03 090 00	1,444,000.00		1,444,000.00	1,444,000.00				1,444,000.00	27,373.71	41,152.35	-	-	68,526.06	27,373.71	37,052.35	-	-	64,426.06	-	1,375,473.94	4,100.00	-
Agricultural Supplies Expenses	5 02 03 100 00	20,000.00		20,000.00	20,000.00				20,000.00	-	-	-	-	-	-	-	-	-	-	-	20,000.00	-	-
Textbooks and Instructional Materials	5 02 03 110 01	100,000.00		100,000.00	100,000.00				100,000.00	33,021.00	1,934.60	-	-	34,955.60	27,981.00	6,974.60	-	-	34,955.60	-	65,044.40	-	-
Chemical and Filtering Supplies Expenses	5-02-03-130 00																						
Other Supplies and Materials Expenses	5 02 03 990 00	5,000,000.00		5,000,000.00	5,000,000.00				5,000,000.00	1,025,508.17	543,134.40	-	-	1,568,642.57	1,016,733.43	551,909.14	-	-	1,568,642.57	-	3,431,357.43	-	-
Utility Expenses																							
Water Expenses	5 02 04 010 00	1,500,000.00		1,500,000.00	1,500,000.00				1,500,000.00	227,637.59	216,027.79	-	-	443,665.38	59,457.86	216,027.79	-	-	275,485.65	-	1,056,334.62	168,179.73	-

Program/Activity/Project (P/A/P)	UACS CODE	Appropriations			Allotments					Current Year Obligations					Current Year Disbursements					Balances				
		Authorized Appropriation	Adjustments (To)/From, Realignment	Adjusted Appropriations	Allotments Received	Adjustments (Withdrawal, Realignment)	Transfer To	Transfer From	Adjusted Total Allotments	1st Quarter Ending March 31	2nd Qtr Ending June 30	3rd Qtr Ending Sept. 30	4th Qtr Ending Dec. 31	Total	1st Quarter Ending March 31	2nd Qtr Ending June 30	3rd Qtr Ending Sept. 30	4th Qtr Ending Dec. 31	Total	Unreleased Appropriations	Unobligated Allotment	Unpaid Obligations (15-20)=(23+24)		
																						Due and Demandable	Not yet Due and Demandable	
1		3	4	5=(3+4)	6	7	8	9	10=(6+(-7)+8+9)	11	12	13	14	15=(11+12+13+14)	16	17	18	19	20=(16+17+18+19)	21=(5-10)	22=(10-15)	23	24	
Schoolbuildings	5 06 04 040 02	20,588,000.00		20,588,000.00	20,588,000.00				20,588,000.00		3,058,153.64			3,058,153.64		3,058,153.64			3,058,153.64			17,529,846.36		
Other Structures	5 06 04 040 99																							
Machinery and Equipment																								
Machinery	5 06 04 050 01																							
Office Equipment	5 06 04 050 02																							
Information and Communication Technology Eqpt	5 06 04 050 03																							
Communication Equipment	5 06 04 050 07																							
Medical Equipment	5 06 04 050 11																							
Technical and Scientific Equipment	5 06 04 050 14																							
Other Machinery and Equipment	5 06 04 050 99																							
Transportation Equipment																								
Motor Vehicles	5 06 04 060 01																							
Other Transportation Equipment	5 06 04 060 99																							
Furnitures, Fixtures and Books																								
Furnitures and Fixtures	5 06 04 070 01																							
Books	5 06 04 070 02																							
Other property, Plant and Equipment	5 06 04 090 99																							
C. AUTOMATIC APPROPRIATIONS		16,065,000.00		16,065,000.00	16,065,000.00			2,320,383.00	18,385,383.00	3,968,414.40	4,114,618.32			8,083,032.72	3,968,414.40	4,114,618.32			8,083,032.72			10,302,350.28		
Retirement and Life Insurance Premium	5 01 03 010 00	16,065,000.00		16,065,000.00	16,065,000.00			2,320,383.00	18,385,383.00	3,968,414.40	4,114,618.32			8,083,032.72	3,968,414.40	4,114,618.32			8,083,032.72			10,302,350.28		
B. SPECIAL PURPOSE FUNDS								41,589,813.00	41,589,813.00	254,482.86	16,042,668.27			16,297,151.13	254,482.86	14,830,815.00			15,085,297.86			25,292,661.87	1,211,853.27	
Miscellaneous Personnel Benefits Fund								41,339,802.00	41,339,802.00	254,482.86	15,792,657.27			16,047,140.13	254,482.86	14,580,804.00			14,835,286.86			25,292,661.87	1,211,853.27	
Salaries, other compensation and contributions (Lump-sum for newly-filled positions)	5-01-01-010 01																							
Other Personnel Benefits																								
Retirement Gratuity	5-01-04-020 01																							
Terminal Leave Benefits	5 01 04 030 01							250,011.00	250,011.00		250,011.00			250,011.00		250,011.00			250,011.00					
Allocation of Capital Outlays for SUCs																								
Buildings	5 06 04 040 01																							
Technical and Scientific Equipment	5 06 04 050 14																							
II. PRIOR YEAR BUDGET/CONTINUING APPROPRIATIONS		23,400,433.19		23,400,433.19	23,400,433.19				23,400,433.19	4,198,124.87	6,495,444.02			10,693,568.89	4,198,124.87	6,495,444.02			10,693,568.89			12,706,864.30		
Maintenance & Other Operating Expenses		8,924,382.28		8,924,382.28	8,924,382.28				8,924,382.28	2,318,525.60	834,362.94			3,152,888.54	2,318,525.60	834,362.94			3,152,888.54			5,771,493.74		
Capital Outlays		14,476,050.91		14,476,050.91	14,476,050.91				14,476,050.91	1,879,599.27	5,661,081.08			7,540,680.35	1,879,599.27	5,661,081.08			7,540,680.35			6,935,370.56		
GRAND TOTAL		303,692,433.19		303,692,433.19	303,692,433.19			43,910,196.00	347,602,629.19	54,779,997.64	78,061,631.35			132,841,628.99	53,411,274.30	77,067,131.38			130,478,405.68			214,761,000.20	2,363,223.31	

Certified Correct and Recommending Approval:

 LORNA N. EJAR
 DIC-FMO / BQ IV
 Date: July 24, 2015

Certified Correct:

 EDUARDO R. GUILLASPER, JR.
 Accountant IV
 Date: July 24, 2015

Approved by:

 ATTY. HILARIO C. ORTIZ, Ph.D.
 SUC President III
 Date: July 24, 2015