


MONTHLY REPORT OF DISBURSEMENTS
For the month of October, 2014

Department: STATE UNIVERSITIES AND COLLEGES
 Agency : NUEVA ECUIA UNIVERSITY OF SCIENCE AND TECHNOLOGY
 Operating Unit : Campuses (6)
 Organization Code : 08 032 00 00000
 Funding Source Code (as clustered) : 101101 - Specific Budgets of National Government Agencies


PARTICULARS	CURRENT YEAR BUDGET					PRIOR YEAR'S BUDGET											SUB-TOTAL	TRUST LIABILITIES				GRAND TOTAL					Remarks	
	PS	MOOE	Fin. Exp	CO	TOTAL	PRIOR YEAR'S ACCOUNTS PAYABLE					CURRENT YEAR'S ACCOUNTS PAYABLE					TOTAL		PS	MOOE	CO	TOTAL	PS	MOOE	Fin. Exp	CO	TOTAL		
						PS	MOOE	Fin. Exp	CO	Sub-Total	PS	MOOE	Fin. Exp	CO	Sub-Total													
1	2	3	4	5	6=(2+3+4+5)	7	8	9	10	11=(7+8+9+10)	12	13	14	15	16=(12+13+14+15)	17=(11+16)	18=(6+17)	19	20	21	22=(19+20+21)	23	24	25	26	27=(23+24+25+26)	28	
Notice of Cash Allocation (NCA)					-																							
MDS Checks Issued	14,074,183.33	1,156,892.13		-	15,231,075.46							87,650.00			87,650.00	87,650.00	15,318,725.46					14,074,183.33	1,244,542.13		-	15,318,725.46		
Advice to Debit Account																												
Working Fund (NCA Issued to BTr)																												
Tax Remittance Advises Issued (TRA)	2,239,287.13	23,827.71		-	2,263,114.84												2,263,114.84					2,239,287.13	23,827.71			2,263,114.84		
Cash Disbursement Ceiling (CDC)																												
Non-Cash Availment Authority (NCAA)																												
Others (CDT, BTr Docs Stamp, etc)																												
TOTAL	16,313,470.46	1,180,719.84		-	17,494,190.30							87,650.00			87,650.00	87,650.00	17,581,840.30					16,313,470.46	1,268,369.84			17,581,840.30		

SUMMARY:	Previous Report (September)	This month (October)	As of Date	Previous Report (September)	This month (October)	As of Date
Total Disbursement Authorities Received				Total Disbursements Program	190,040,758.00	210,232,365.00
NCA	190,040,758.00	20,191,607.00	210,232,365.00	Less: Actual Disbursements	190,035,994.16	205,354,719.62
Working Fund	#REF!	2,263,114.84	#REF!	(Over) Under spending	4,763.84	4,877,645.38
TRA						
CDC						
NCAA						
Others (CDT, BTr Docs Stamp, etc)						
Less: Notice of Transfer Allocations (NTC) issued						
Total Disbursement Authorities Available	#REF!	22,454,721.84	#REF!			
Less: Lapsed NCA	(4,763.84)	-	(4,763.84)			
Disbursements	(205,354,719.62)	(15,318,725.46)	(220,673,445.08)			
Balance of Disbursements Authorities as of to date	#REF!	7,135,996.38	#REF!			

Certified Correct:


EDUARDO R. GUILLASPER, JR.
 Accountant-IV
 Date: January 22, 2015

Approved By:


ATTY. HILARIO C. ORTIZ, Ph.D.
 SUC President III
 Date: January 22, 2015

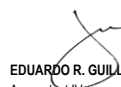
MONTHLY REPORT OF DISBURSEMENTS
For the month of November, 2014

Department: STATE UNIVERSITIES AND COLLEGES
Agency : NUEVA ECUIA UNIVERSITY OF SCIENCE AND TECHNOLOGY
Operating Unit : Campuses (6)
Organization Code : 08 032 00 00000
Funding Source Code (as clustered) : 01 101 101 - Specific Budgets of National Government Agencies

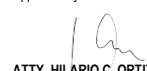
PARTICULARS	CURRENT YEAR BUDGET					PRIOR YEAR'S BUDGET											SUB-TOTAL	TRUST LIABILITIES				GRAND TOTAL					Remarks
	PS	MOOE	Fin. Exp	CO	TOTAL 6=(2+3+4+5)	PRIOR YEAR'S ACCOUNTS PAYABLE					CURRENT YEAR'S ACCOUNTS PAYABLE					TOTAL 17=(11+16)		PS	MOOE	CO	TOTAL 22=(19+20+21)	PS	MOOE	Fin. Exp	CO	TOTAL 27=(23+24+25+26)	
						PS	MOOE	Fin. Exp	CO	Sub-Total 11=(7+8+9+10)	PS	MOOE	Fin. Exp	CO	Sub-Total 16=(12+13+14+15)												
1	2	3	4	5	6	7	8	9	10	11	12	13	14	15	16	17	18	19	20	21	22	23	24	25	26	27	28
Notice of Cash Allocation (NCA)					-																						
MDS Checks Issued	2,712,017.25	1,618,135.37		1,947,662.26	6,277,814.88							391,560.05			391,560.05	391,560.05	6,669,374.93					2,712,017.25	2,009,695.42		1,947,662.26	6,669,374.93	
Advice to Debit Account																											
Working Fund (NCA Issued to BTr)																											
Tax Remittance Advises Issued (TRA)	2,115,108.48	158,146.86		144,348.76	2,417,604.10							-			-	-	2,417,604.10					2,115,108.48	158,146.86		144,348.76	2,417,604.10	
Cash Disbursement Ceiling (CDC)																											
Non-Cash Availment Authority (NCAA)																											
Others (CDT, BTr Docs Stamp, etc)																											
TOTAL	4,827,125.73	1,776,282.23		2,092,011.02	8,695,418.98							391,560.05			391,560.05	391,560.05	9,086,979.03					4,827,125.73	2,167,842.28		2,092,011.02	9,086,979.03	

SUMMARY:	Previous Report (October)	This month (November)	As of Date	Previous Report (October)	This month (November)	As of Date
Total Disbursement Authorities Received						
NCA	210,232,365.00	29,720,000.00	239,952,365.00			
Working Fund						
TRA	11,891,612.72	2,417,604.10	14,309,216.82			
CDC						
NCAA						
Others (CDT, BTr Docs Stamp, etc)						
Less: Notice of Transfer Allocations (NTC) issued						
Total Disbursement Authorities Available	222,123,977.72	32,137,604.10	254,261,581.82			
Less: Lapsed NCA	(4,763.84)	-	(4,763.84)			
Disbursements	(205,354,719.62)	(6,669,374.93)	(212,024,094.55)			
Balance of Disbursements Authorities as of to date	16,764,494.26	25,468,229.17	42,232,723.43			

Certified Correct:


EDUARDO R. GUILLASPER, JR.
Accountant IV
Date: January 22, 2015

Approved By:


ATTY. HILARIO C. ORTIZ, Ph.D.
SUC President III
Date: January 22, 2015

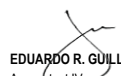
MONTHLY REPORT OF DISBURSEMENTS
For the month of December, 2014

Department: STATE UNIVERSITIES AND COLLEGES
Agency : NUEVA ECUIA UNIVERSITY OF SCIENCE AND TECHNOLOGY
Operating Unit : Campuses (6)
Organization Code : 08 032 00 00000
Funding Source Code (as clustered) : 01 101 101 - Specific Budgets of National Government Agencies

PARTICULARS	CURRENT YEAR BUDGET					PRIOR YEAR'S BUDGET											SUB-TOTAL	TRUST LIABILITIES				GRAND TOTAL					Remarks
	PS	MOOE	Fin. Exp	CO	TOTAL 6=(2+3+4+5)	PRIOR YEAR'S ACCOUNTS PAYABLE					CURRENT YEAR'S ACCOUNTS PAYABLE					TOTAL 17=(11+16)		PS	MOOE	CO	TOTAL 22=(19+20+21)	PS	MOOE	Fin. Exp	CO	TOTAL 27=(23+24+25+26)	
						PS	MOOE	Fin. Exp	CO	Sub-Total 11=(7+8+9+10)	PS	MOOE	Fin. Exp	CO	Sub-Total 16=(12+13+14+15)												
1	2	3	4	5	6	7	8	9	10	11	12	13	14	15	16	17	18	19	20	21	22	23	24	25	26	27	28
Notice of Cash Allocation (NCA)					-																						
MDS Checks Issued	31,306,439.77	2,946,928.50		4,937,919.65	39,191,287.92							1,356,302.84			1,356,302.84	1,356,302.84	40,547,590.76					31,306,439.77	4,303,231.34		4,937,919.65	40,547,590.76	
Advice to Debit Account																											
Working Fund (NCA Issued to BTr)																											
Tax Remittance Advises Issued (TRA)	1,770,698.79	137,967.16		388,627.80	2,297,293.75												2,297,293.75					1,770,698.79	137,967.16		388,627.80	2,297,293.75	
Cash Disbursement Ceiling (CDC)																											
Non-Cash Availment Authority (NCAA)																											
Others (CDT, BTr Docs Stamp, etc)																											
TOTAL	33,077,138.56	3,084,895.66		5,326,547.45	41,488,581.67							1,356,302.84			1,356,302.84	1,356,302.84	42,844,884.51					33,077,138.56	4,441,198.50		5,326,547.45	42,844,884.51	

SUMMARY:	Previous Report (November)	This month (December)	As of Date	Previous Report (November)	This month (December)	As of Date
Total Disbursement Authorities Received						
NCA	239,952,365.00	26,746,053.00	266,698,418.00	239,952,365.00	26,746,053.00	266,698,418.00
Working Fund						
TRA	15,299,921.30	2,297,293.75	17,597,215.05	15,299,921.30	2,297,293.75	17,597,215.05
CDC						
NCAA						
Others (CDT, BTr Docs Stamp, etc)						
Less: Notice of Transfer Allocations (NTC) issued						
Total Disbursement Authorities Available	255,252,286.30	29,043,346.75	284,295,633.05	255,252,286.30	29,043,346.75	284,295,633.05
Less: Lapsed NCA	(4,763.84)	-	(4,763.84)	(4,763.84)	-	(4,763.84)
Disbursements	(212,024,094.55)	(40,547,590.76)	(252,571,685.31)	(212,024,094.55)	(40,547,590.76)	(252,571,685.31)
Balance of Disbursements Authorities as of to date	43,223,427.91	(11,504,244.01)	31,719,183.90	43,223,427.91	(11,504,244.01)	31,719,183.90

Certified Correct:


EDUARDO R. GUILLASPER, JR.
Accountant IV
Date: January 22, 2015

Approved By:


ATTY. HILARIO C. ORTIZ, Ph.D.
SUC President III
Date: January 22, 2015