

**CY 2013 PHYSICAL PLAN**

Department / Agency: NUEVA ECIJA UNIVERSITY OF SCIENCE AND TECHNOLOGY

BED No. 2

MAJOR FINAL OUTPUTS (MFOs)/ PROGRAMS, ACTIVITIES, and PROJECTS (PAPs)	PERFORMANCE INDICATORS (PIs)	PREVIOUS YEAR ACCOMPLISHMENTS (CY 2012)		CY 2013 PHYSICAL TARGETS	CY 2013 QUARTERLY PHYSICAL TARGETS				
		ACTUAL Jan. 1 - Oct. 31	ESTIMATE Nov. 1 - Dec. 31		1st	2nd	3rd	4th	
		1	2		3	4	5		
<b>MFO I - Advanced and Higher Education Services</b>									
<b>a. Excellence in Education</b>	No. of Weighted Full Time Equivalent Students (FTES)								
	- Technical/Vocational	749	578	1,393		786		607	
	- Pre-Baccalaureate	848	13	904		890		14	
	- Baccalaureate	22,701	8,809	33,085		23,836		9,249	
	- Masters	58	38	101		61		40	
	- Doctor of Philosophy	39	24	66		41		25	
	Weighted Number of Graduates:								
	- Technical/Vocational	397.00	386.00	822.00	417.00			405.00	
	- Pre-Baccalaureate	14.00	95.00	115.00	15.00			100.00	
	- Baccalaureate	2,159.50	114.75	2,388.00	2,267.00			121.00	
	- Master's	5.00	2.50	9.00	8.00			3.00	
	- Doctoral	8.50	2.00	12.00	9.00			3.00	
	Gross Graduation Rates Per Program Level								
	- Technical/Vocational	45.63%	42.18%	82.20%	47.92%			44.28%	
	- Pre-Baccalaureate	5.14%	1.91%	7.40%	5.40%			2.00%	
	- Baccalaureate	22.04%	1.12%	24.31%	23.14%			1.17%	
	- Master's	3.79%	1.89%	6.24%	4.16%			2.08%	
	- Doctoral	12.67%	3.04%	17.49%	14.15%			3.34%	
	Licensure Passing Rates in Examinations								
	- Criminology		32.00%	40.00%				40.00%	
	- Education	36.94%		38.78%	38.78%				
	- Engineering	44.94%		46.35%		45.20%		47.50%	
	- Medical	40.99%	45.00%				50.00%	35.00%	
	- Architecture	32.90%		34.54%	36.54%	34.53%			
<b>b. Faculty Development</b>	FTE Faculty Highest Degree								
	- FTE Faculty with Doctorate as highest degree	45		47		47		47	
	- FTE Faculty with Master's as highest degree	172	5	189		183		189	
	- FTE Faculty w/ Baccalaureate as highest degree	85	80	74		80		74	
	- % of FTE with Doctoral as highest degree	14.90%		15.16%		15.16%		15.16%	
	- % of FTE with Masteral as highest degree	56.95%	1.85%	60.00%		59.03%		60.96%	
	- % of FTE w/ Baccalaureate as highest degree	26.14%	26.49%	24.83%		25.80%		23.87%	
<b>c. Curriculum Development</b>	% Of All Programs which are Accredited at Level I								
	- Baccalaureate		10.00%	13.33%	3.33%	10.00%			
	- Masters								
	- Doctoral								

**CY 2013 PHYSICAL PLAN**

Department / Agency: NUEVA ECIJA UNIVERSITY OF SCIENCE AND TECHNOLOGY

BED No. 2

MAJOR FINAL OUTPUTS (MFOs)/ PROGRAMS, ACTIVITIES, and PROJECTS (PAPs)	PERFORMANCE INDICATORS (PIs)	PREVIOUS YEAR		CY 2013 PHYSICAL TARGETS	CY 2013 QUARTERLY PHYSICAL TARGETS				
		ACTUAL Jan. 1 - Oct. 31	ESTIMATE Nov. 1 - Dec. 31		1st	2nd	3rd	4th	
1	2	3		4	5				
	% Of All Programs which are Accredited at Level II - Baccalaureate - Masters - Doctoral								
	% Of All Programs which are Accredited at Level III - Baccalaureate - Masters - Doctoral	16.66%	13.33%	3.33%		3.33%			
<b>MFO 2- Research Services</b>	No. of outputs published in:								
a. Research Outputs	Regional Journals	1		1		1			
	National Journals								
	International Journals	5							
	No. of outputs disseminated or presented in the:								
	International Fora/Conferences	5	1	2					2
	National Fora/Conferences	3		4		2	2	2	
	Regional Fora/Conferences	1		4		2		2	
	No. of Copyrights Registered	1	1	3		1	1	1	1
b. Externally-Funded Research Projects	No. of Externally-Funded Research Projects in Progress	8		6		1	2	3	
<b>MFO 3 - Extension Services</b>									
a. Training and Extension Conducted	No. of persons trained in:								
	Agricultural Extension	794		1,000		300	300	200	200
	Technical/Vocational	1,681		1,700		400	300	500	500
	Continuing Education for Professionals	971	150	1,200		300	350	300	250
	No. of person-days trained in:								
	Agricultural Extension	1,466		1,500		400	300	400	400
	Technical/Vocational	10,480		11,506		3,400	3,250	4,250	3,250
	Continuing Education for Professionals	1,949	150	2,150		500	550	650	450


**CY 2013 PHYSICAL PLAN**

Department / Agency: NUEVA ECIJA UNIVERSITY OF SCIENCE AND TECHNOLOGY


BED No. 2

MAJOR FINAL OUTPUTS (MFOs) PROGRAMS, ACTIVITIES, and PROJECTS (PAPs)	PERFORMANCE INDICATORS (PIs)	PREVIOUS YEAR		CY 2013 PHYSICAL TARGETS	CY 2013 QUARTERLY PHYSICAL TARGETS			
		ACTUAL	ESTIMATE		1st	2nd	3rd	4th
		Jan. 1 - Oct. 31	Nov. 1 - Dec. 31					
1	2	3		4	5			
b. LGUs assisted	No. of LGUs assisted in Development Planning	45	5	50	16	5	20	9


Prepared BY:

  
**DR. ZENAIDA R. GUILLASPER**  
 Planning Officer  
 Date: November 25, 2012

Noted By:

  
**LORNA N. EJLAR**  
 Financial Services Head/Budget Officer  
 Date: November 25, 2012

Recommended By:

  
**ATTY. HILARIO C. ORTIZ, Ph.D.**  
 Agency Head  
 Date: November 25, 2012