


BED 2
FY 2015 PHYSICAL PLAN


Department: State Universities and Colleges (SUCs)
Agency: Nueva Ecija University of Science and Technology
Operating Unit: N/A
Organization Code (UACS): 8032000000

Particulars	UACS CODE	Current Year's Accomplishment			Physical Target (Budget Year)				Variance	Remarks	
		Actual Jan.1-Sept.30	Estimate Oct.1-Dec.30	Total 5=3+4	Total 6=7+8+9+10	1st Quarter 7	2nd Quarter 8	3rd Quarter 9			4th Quarter 10
1	2	3	4	5=3+4	6=7+8+9+10	7	8	9	10	11=6-5	12
Part A											
I. Operations											
MFO 1: HIGHER EDUCATION SERVICES	301000000										
Provision of Higher Education Services											
Quantity											
Total number of graduates		2489	462	2951	3300		2800		500		2014 - Decrease due to calamity (Typhoon Santi)
Quality											
Percentage of total graduates that are in priority courses		52.51%	59.09%	55.80%	37%		38%		36%		
Average passing percentage of licensure exams by the SUC graduates/national ave. % passing across all disciplines covered by the SUC		30.94%	67.88%	49.41%	51%	47%	51%		55%		
Percentage of programs accredited at: Level 1; Level 2; Level 3			18.75%	18.75%	29%	14.50%			14.50%		2014 - Level 1 only
Timeliness											
Percentage of graduates who finished academic program according to the prescribed timeframe		87.79%	10.42%	98.21%	65%		40%		25%		
MFO 2: ADVANCED EDUCATION SERVICES	302000000										
Quantity											
Total number of graduates		40	65	105	85		65		20		
Quality											
Percentage of programs accredited at: Level 1; Level 3			44.44%	44.44%	22.50%;45%		22.50%		45%		2014 - Level 1 only
Timeliness											
Percentage of programs accredited within the prescribed timeframe			44.44%	44.44%	67%		22%		45%		2014 - Level 1 only
MFO 3: RESEARCH SERVICES	303000000										
Quantity											
Number of research studies completed		11	5	16	16	5		6	5		
Quality											
Percentage of research projects completed in the last 3 years		20%		20%	20%	7.50%		2.50%	10%		
Percentage of research outputs published in an recognized journal or submitted for patenting or patented			5%	5%	2%				2%		
Timeliness											
Percentage of research projects completed within the original project timeframe		22%	47%	69%	69%	20%		25%	24%		
MFO 4: TECHNICAL ADVISORY EXTENSION SERVICES	304000000										
Quantity											
Number of persons trained weighted by the length of training		3776	1300	5076	5200	2000	500	1500	1200		
Number of persons provided with technical advice		20	10	30	32	10		12	10		
Quality											
Percentage of trainees who rate the training course as good or better		68%	12%	80%	80%	30%	5%	25%	20%		
Percentage of clients who rate the advisory services as good or better		67%	15%	82%	85%	30%	10%	25%	20%		
Timeliness											
Percentage of requests for training responded to within 3 days of request		75%	5%	80%	83%	23%	15%	25%	20%		
Percentage of requests for technical advice that are responded to within 3 days		68%	10%	78%	78%	20%	15%	23%	20%		
Percentage of persons who received training or advisory services who rate timeliness of service delivery as good or better		70%	15%	85%	85%	25%	15%	25%	20%		
Part B											
Major Programs/Projects											
KRA No. 2 - POVERTY REDUCTION AND EMPOWERMENT OF THE POOR AND THE VULNERABLE											
Program Budgeting											
Education Program											
		7 prog/actvs	7 prog/actvs	7 prog/actvs	7 prog/actvs	7 prog/actvs	7 prog/actvs	7 prog/actvs	7 prog/actvs		

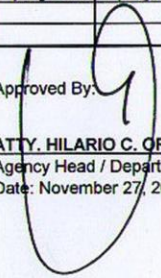
Prepared By:


DR. ZENAIDA R. GUILLASPER
Planning Services Head / Planning Officer
Date: November 27, 2014

In coordination with:


LORNA N. EJAR
Financial Services Head / Budget Officer
Date: November 27, 2014

Approved By:


ATTY. HILARIO C. ORTIZ, Ph.D.
Agency Head / Department Secretary
Date: November 27, 2014