

CY 2012 PHYSICAL PLAN

BED No.2

SUCNAME: NUEVA ECIJA UNIVERSITY OF SCIENCE AND TECHNOLOGY

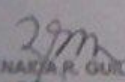
Agency: State Universities and Colleges

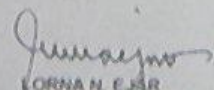
KEY OR MAJOR PROGRAMS/ PROJECTS (1)	MAJOR FINAL OUTPUTS (MFO) / Performance Indicators (Pis) (2)	PREVIOUS YEAR ACCOMPLISHMENT (CY 2011) (3)	CY 2012 QUARTERLY TARGETS BY KEY RESULT AREAS (KRAs)																				REMARKS IMPLEMENTATION (8)					
			Anti Corruption, Transparent, Accountable and Participatory Governance					Poverty Reduction and Empowerment of the Poor and Vulnerable					Rapid, Inclusive and Sustained Economic Growth					Just and Lasting Peace and Rule of Law						Integrity of the Environment and Climate Change Mitigation and Adoption				
			KRA 1					KRA 2					KRA 3					KRA 4						KRA 5				
			1st	2nd	3rd	4th	TOTAL	1st	2nd	3rd	4th	TOTAL	1st	2nd	3rd	4th	TOTAL	1st	2nd	3rd	4th	TOTAL		1st	2nd	3rd	4th	TOTAL
d. Creation of teaching positions	MFO 1 Instruction: Advanced Education Higher Education MFO 2 Research MFO 3 Extension No. of items created	57,000,000																									Release the allocated funds for vacant positions	
e. Scholarship Program	MFO 1 Instruction: Advanced Education Higher Education MFO 2 Research MFO 3 Extension No. of students benefited	20,000,419																									More scholarship programs from the government	
f. Center of Development/ Excellence	MFO 1 Instruction: Advanced Education Higher Education MFO 2 Research MFO 3 Extension No. of programs which become Centers of Development and Excellence	50,000,000																									Increase in budget for MOOE and allocation for Capital Outlays	
g. Curriculum Development	MFO 1 Instruction: Advanced Education Higher Education MFO 2 Research MFO 3 Extension																											


SUCNAME: NUEVA ECUA UNIVERSITY OF SCIENCE AND TECHNOLOGY

Agency: State Universities and Colleges

KEY OR MAJOR PROGRAMS/ PROJECTS (1)	MAJOR FINAL OUTPUTS (MFO) / Performance Indicators (PIs) (2)	PREVIOUS YEAR ACCOMPLISHMENT (CY 2011) (3)	CY 2012 QUARTERLY TARGETS BY KEY RESULT AREAS (KRAs)																				REMARKS IMPLEMENTATION (9)					
			Anti Corruption, Transparent, Accountable and Participatory Governance					Poverty Reduction and Empowerment of the Poor and Vulnerable					Rapid, Inclusive and Sustained Economic Growth					Just and Lasting Peace and Rule of Law						Integrity of the Environment and Climate Change Mitigation and Adoption				
			KRA 1					KRA 2					KRA 3					KRA 4						KRA 5				
			1st	2nd	3rd	4th	TOTAL	1st	2nd	3rd	4th	TOTAL	1st	2nd	3rd	4th	TOTAL	1st	2nd	3rd	4th	TOTAL		1st	2nd	3rd	4th	TOTAL
	No. of curricular programs evaluated, revised, developed and internationalised	20,000,000							4,000,000	5,500,000	2,500,000	12,000,000																
n. Excellent Performance in Licensure Examination	MFO 1 Instruction Advanced Education Higher Education MFO 2 Research MFO 3 Extension Higher Education Percentage of passing in the licensure examinations	19,000,000							4,000,000	3,500,000	5,000,000	3,500,000	16,000,000															Periodic revision and development of curricular offerings Continuous evaluation and development of all programs offered

Prepared By:

 L. ZENAJIDA R. GUILASPER
 Training Officer
 Date: December 26, 2011

Noted By:

 LORNA N. EJAR
 Budget Officer IV
 Date: December 21, 2011

Recommended By:

 ATTY. HILARIO C. ORTIZ, Ph.D.
 SUC President III
 Date: December 26, 2011

CY 2012 PHYSICAL PLAN

BED No.2

SUCNAME: NUEVA ECUJA UNIVERSITY OF SCIENCE AND TECHNOLOGY

Agency: State Universities and Colleges

KEY OR MAJOR PROGRAMS/ PROJECTS (1)	MAJOR FINAL OUTPUTS (MFO) / Performance Indicators (Pis) (2)	PREVIOUS YEAR ACCOMPLISHMENT (CY 2011) (3)	CY 2012 QUARTERLY TARGETS BY KEY RESULT AREAS (KRAs)																				REMARKS IMPLEMENTATION (9)					
			Anti Corruption, Transparent, Accountable and Participatory Governance					Poverty Reduction and Empowerment of the Poor and Vulnerable					Rapid, Inclusive and Sustained Economic Growth					Just and Lasting Peace and Rule of Law						Integrity of the Environment and Climate Change Mitigation and Adoption				
			KRA 1					KRA 2					KRA 3					KRA 4						KRA 5				
			1st	2nd	3rd	4th	TOTAL	1st	2nd	3rd	4th	TOTAL	1st	2nd	3rd	4th	TOTAL	1st	2nd	3rd	4th	TOTAL		1st	2nd	3rd	4th	TOTAL
			(4)					(5)					(6)					(7)					(8)					
a. Accreditation Levels I, II and III	MFO 1 Instruction: Advanced Education Higher Education																											
	MFO 2 Research																											
	MFO 3 Extension No. of programs accredited by levels	40,073,000						6,614,000	8,000,000	7,907,000	6,500,000	20,021,000																Increase in budget for MOOE and allocation for Capital Outlays
b. Faculty Development	MFO 1 Instruction: Advanced Education Higher Education																											
	MFO 2 Research																											
	MFO 3 Extension No. of faculty members who have attended training workshops, seminars/Retooling	9,500,000						2,000,000	2,500,000	2,000,000	1,000,000	7,500,000																Allocation in the budget for faculty and staff development
	No. of faculty members who have finished masteral and doctoral programs	8,000,000						1,500,000	1,500,000	1,500,000	1,500,000	6,000,000																
c. Purchase of Textbooks and Journals	MFO 1 Instruction: Advanced Education Higher Education																											
	MFO 2 Research																											
	MFO 3 Extension No. of textbooks and journals procured and delivered	3,000,000						500,000	500,000	550,000	500,000	2,050,000																Allocation for Library Books and Softwares