

SUMMARY REPORT OF DISBURSEMENTS
For the Quarter Ending March 31, 2013
In Pesos


Department : STATE UNIVERSITIES AND COLLEGES
Agency/Operating Units : NUEVA ECIA UNIVERSITY OF SCIENCE AND TECHNOLOGY
Region/Province/City : III / NUEVA ECIA / CABANATUAN
Fund : 101

| Particulars | CURRENT YEAR BUDGET | | | | PRIOR YEAR'S BUDGET | | | | PRIOR YEAR'S OBLIGATIONS | | | | SUB-TOTAL | TRUST LIABILITIES | | | | Others | GRAND TOTAL | | | | Remarks |
|-------------------------------|---------------------|--------------|----|---------------|---------------------|------------|----|------------|--------------------------|----------|--------|------------|---------------|-------------------|------|----|-------|--------|-------------|---------------|--------------|-------|---------------|
| | PS | MOOE | CO | TOTAL | PS | MOOE | CO | TOTAL | PS | MOOE | CO | TOTAL | | PS | MOOE | CO | TOTAL | | PS | MOOE | CO | TOTAL | |
| FIRST QUARTER | | | | | | | | | | | | | | | | | | | | | | | |
| Notice of Cash Allocation | | | | | | | | | | | | | | | | | | | | | | | |
| MDS Checks Issued | 46,126,943.40 | 7,076,065.51 | | 53,203,008.91 | | 244,856.85 | | 244,856.85 | 104,406.30 | 7,476.97 | | 111,883.27 | 53,559,749.03 | | | | | | | 46,231,349.70 | 7,328,399.33 | | 53,559,749.03 |
| Advice To Debit Account | | | | | | | | | | | | | | | | | | | | | | | |
| Tax Remittance Advices Issued | 3,737,845.08 | 115,787.98 | | 3,853,633.06 | | | | | | | 473.03 | 473.03 | 3,854,106.09 | | | | | | | 3,737,845.08 | 116,261.01 | | 3,854,106.09 |
| Cash Disbursement Ceiling | | | | | | | | | | | | | | | | | | | | | | | |
| Non-Cash Availment Authority | | | | | | | | | | | | | | | | | | | | | | | |
| TOTAL | 49,864,788.48 | 7,191,853.49 | | 57,056,641.97 | | 244,856.85 | | 244,856.85 | 104,406.30 | 7,950.00 | | 112,356.30 | 57,413,855.12 | | | | | | | 49,969,194.78 | 7,444,660.34 | | 57,413,855.12 |
| SECOND QUARTER | | | | | | | | | | | | | | | | | | | | | | | |
| Notice of Cash Allocation | | | | | | | | | | | | | | | | | | | | | | | |
| MDS Checks Issued | | | | | | | | | | | | | | | | | | | | | | | |
| Advice ro Debit Account | | | | | | | | | | | | | | | | | | | | | | | |
| Tax Remittance Advices Issued | | | | | | | | | | | | | | | | | | | | | | | |
| Cash Disbursement Ceiling | | | | | | | | | | | | | | | | | | | | | | | |
| Non-Cash Availment Authority | | | | | | | | | | | | | | | | | | | | | | | |
| TOTAL | | | | | | | | | | | | | | | | | | | | | | | |
| THIRD QUARTER | | | | | | | | | | | | | | | | | | | | | | | |
| Notice of Cash Allocation | | | | | | | | | | | | | | | | | | | | | | | |
| MDS Checks Issued | | | | | | | | | | | | | | | | | | | | | | | |
| Advice ro Debit Account | | | | | | | | | | | | | | | | | | | | | | | |
| Tax Remittance Advices Issued | | | | | | | | | | | | | | | | | | | | | | | |
| Cash Disbursement Ceiling | | | | | | | | | | | | | | | | | | | | | | | |
| Non-Cash Availment Authority | | | | | | | | | | | | | | | | | | | | | | | |
| TOTAL | | | | | | | | | | | | | | | | | | | | | | | |
| FOURTH QUARTER | | | | | | | | | | | | | | | | | | | | | | | |
| Notice of Cash Allocation | | | | | | | | | | | | | | | | | | | | | | | |
| MDS Checks Issued | | | | | | | | | | | | | | | | | | | | | | | |
| Advice ro Debit Account | | | | | | | | | | | | | | | | | | | | | | | |
| Tax Remittance Advices Issued | | | | | | | | | | | | | | | | | | | | | | | |
| Cash Disbursement Ceiling | | | | | | | | | | | | | | | | | | | | | | | |
| Non-Cash Availment Authority | | | | | | | | | | | | | | | | | | | | | | | |
| TOTAL | | | | | | | | | | | | | | | | | | | | | | | |
| GRAND TOTAL | 49,864,788.48 | 7,191,853.49 | | 57,056,641.97 | | 244,856.85 | | 244,856.85 | 104,406.30 | 7,950.00 | | 112,356.30 | 57,413,855.12 | | | | | | | 49,969,194.78 | 7,444,660.34 | | 57,413,855.12 |


Certified Correct:


LORNA N. EJAR
Budget Office/IV
Date: April 18, 2013

Approved By:


ATTY. HILARIO C. ORTIZ, Ph.D.
SUC President III
Date: April 18, 2013

Certified Correct:


EDUARDO R. GUILLASPER, JR.
Accountant/IV
Date: April 18, 2013

SUMMARY REPORT OF DISBURSEMENTS
For the Quarter Ending June 30, 2013
In Pesos


Department : STATE UNIVERSITIES AND COLLEGES
Agency/Operating Units : NUEVA ECUIA UNIVERSITY OF SCIENCE AND TECHNOLOGY
Region/Province/City : III / NUEVA ECUIA / CABANATUAN
Fund : 101

| Particulars | CURRENT YEAR BUDGET | | | | PRIOR YEAR'S BUDGET | | | | PRIOR YEAR'S OBLIGATIONS | | | | SUB-TOTAL | TRUST LIABILITIES | | | | Others | GRAND TOTAL | | | | Remarks | |
|-------------------------------|-----------------------|----------------------|----|-----------------------|---------------------|------|----|-------------------|--------------------------|-----------------|----|----------------------|-----------------------|-------------------|------|----|-------|--------|-------------|-----------------------|----------------------|------------|-----------------------|--------------|
| | PS | MOOE | CO | TOTAL | PS | MOOE | CO | TOTAL | PS | MOOE | CO | TOTAL | | PS | MOOE | CO | TOTAL | | PS | MOOE | CO | TOTAL | | |
| FIRST QUARTER | | | | | | | | | | | | | | | | | | | | | | | | |
| Notice of Cash Allocation | | | | | | | | | | | | | | | | | | | | | | | | |
| MDS Checks Issued | 46,126,943.40 | 7,076,065.51 | | 53,203,008.91 | 244,856.85 | | | 244,856.85 | 104,406.30 | 7,476.97 | | 111,883.27 | 53,559,749.03 | | | | | | | 46,231,349.70 | 7,328,399.33 | | 53,559,749.03 | |
| Advice to Debit Account | | | | | | | | | | | | | | | | | | | | | | | | |
| Tax Remittance Advices Issued | 3,737,845.08 | 115,787.98 | | 3,853,633.06 | | | | | | 473.03 | | 473.03 | 3,854,106.09 | | | | | | | | 3,737,845.08 | 116,261.01 | | 3,854,106.09 |
| Cash Disbursement Ceiling | | | | | | | | | | | | | | | | | | | | | | | | |
| Non-Cash Availment Authority | | | | | | | | | | | | | | | | | | | | | | | | |
| TOTAL | 49,864,788.48 | 7,191,853.49 | | 57,056,641.97 | 244,856.85 | | | 244,856.85 | 104,406.30 | 7,950.00 | | 112,356.30 | 57,413,855.12 | | | | | | | 49,969,194.78 | 7,444,660.34 | | 57,413,855.12 | |
| SECOND QUARTER | | | | | | | | | | | | | | | | | | | | | | | | |
| Notice of Cash Allocation | | | | | | | | | | | | | | | | | | | | | | | | |
| MDS Checks Issued | 52,912,583.67 | 8,076,683.63 | | 60,989,267.30 | 246,094.43 | | | 246,094.43 | | | | 61,235,361.73 | | | | | | | | 52,912,583.67 | 8,322,778.06 | | 61,235,361.73 | |
| Advice to Debit Account | | | | | | | | | | | | | | | | | | | | | | | | |
| Tax Remittance Advices Issued | 3,340,027.88 | 129,670.03 | | 3,469,697.91 | 7,255.39 | | | 7,255.39 | | | | 3,476,953.30 | | | | | | | | 3,340,027.88 | 136,925.42 | | 3,476,953.30 | |
| Cash Disbursement Ceiling | | | | | | | | | | | | | | | | | | | | | | | | |
| Non-Cash Availment Authority | | | | | | | | | | | | | | | | | | | | | | | | |
| TOTAL | 56,252,611.55 | 8,206,353.66 | | 64,458,965.21 | 253,349.82 | | | 253,349.82 | | | | 64,712,315.03 | | | | | | | | 56,252,611.55 | 8,459,703.48 | | 64,712,315.03 | |
| THIRD QUARTER | | | | | | | | | | | | | | | | | | | | | | | | |
| Notice of Cash Allocation | | | | | | | | | | | | | | | | | | | | | | | | |
| MDS Checks Issued | | | | | | | | | | | | | | | | | | | | | | | | |
| Advice to Debit Account | | | | | | | | | | | | | | | | | | | | | | | | |
| Tax Remittance Advices Issued | | | | | | | | | | | | | | | | | | | | | | | | |
| Cash Disbursement Ceiling | | | | | | | | | | | | | | | | | | | | | | | | |
| Non-Cash Availment Authority | | | | | | | | | | | | | | | | | | | | | | | | |
| TOTAL | | | | | | | | | | | | | | | | | | | | | | | | |
| FOURTH QUARTER | | | | | | | | | | | | | | | | | | | | | | | | |
| Notice of Cash Allocation | | | | | | | | | | | | | | | | | | | | | | | | |
| MDS Checks Issued | | | | | | | | | | | | | | | | | | | | | | | | |
| Advice to Debit Account | | | | | | | | | | | | | | | | | | | | | | | | |
| Tax Remittance Advices Issued | | | | | | | | | | | | | | | | | | | | | | | | |
| Cash Disbursement Ceiling | | | | | | | | | | | | | | | | | | | | | | | | |
| Non-Cash Availment Authority | | | | | | | | | | | | | | | | | | | | | | | | |
| TOTAL | | | | | | | | | | | | | | | | | | | | | | | | |
| GRAND TOTAL | 106,117,400.03 | 15,398,207.15 | | 121,515,607.18 | 498,206.67 | | | 244,856.85 | 104,406.30 | 7,950.00 | | 112,356.30 | 121,872,820.33 | | | | | | | 106,221,806.33 | 15,904,363.82 | | 122,126,170.15 | |


Certified Correct:


LORNA N. EJA
Budget Officer IV
Date: July 11, 2013

Approved By:


ATTY. HILARIO C. ORTIZ, Ph.D.
SUC President III
Date: April 18, 2013

Certified Correct:



EDUARDO P. GUILLASPER, JR.
Accountant IV
Date: July 11, 2013

SUMMARY REPORT OF DISBURSEMENTS
For the Quarter Ending **September 30, 2013**
In Pesos


Department : STATE UNIVERSITIES AND COLLEGES
Agency/Operating Units : NUEVA ECJIA UNIVERSITY OF SCIENCE AND TECHNOLOGY
Region/Province/City : III / NUEVA ECJIA / CABANATUAN
Fund : 101

| Particulars | CURRENT YEAR BUDGET | | | | PRIOR YEAR'S BUDGET | | | | PRIOR YEAR'S OBLIGATIONS | | | | SUB-TOTAL (13)+(14) | TRUST LIABILITIES | | | | Others (7) | GRAND TOTAL | | | | Remarks (9) |
|-------------------------------|-----------------------|----------------------|----|-----------------------|---------------------|------|----|-------------------|--------------------------|-----------------|----|----------------------|------------------------|-------------------|------|----|-------|-----------------------|----------------------|------|----|-----------------------|----------------|
| | PS | MOOE | CO | TOTAL | PS | MOOE | CO | TOTAL | PS | MOOE | CO | TOTAL | | PS | MOOE | CO | TOTAL | | PS | MOOE | CO | TOTAL | |
| FIRST QUARTER | | | | | | | | | | | | | | | | | | | | | | | |
| Notice of Cash Allocation | | | | | | | | | | | | | | | | | | | | | | | |
| MDS Checks Issued | 46,126,943.40 | 7,076,065.51 | | 53,203,008.91 | 244,856.85 | | | 244,856.85 | 104,406.30 | 7,476.97 | | 111,883.27 | 53,559,749.03 | | | | | 46,231,349.70 | 7,328,399.33 | | | 53,559,749.03 | |
| Advice To Debit Account | | | | | | | | | | | | | | | | | | | | | | | |
| Tax Remittance Advices Issued | 3,737,845.08 | 115,787.98 | | 3,853,633.06 | | | | | | 473.03 | | 473.03 | 3,854,106.09 | | | | | 3,737,845.08 | 116,261.01 | | | 3,854,106.09 | |
| Cash Disbursement Ceiling | | | | | | | | | | | | | | | | | | | | | | | |
| Non-Cash Availment Authority | | | | | | | | | | | | | | | | | | | | | | | |
| TOTAL | 49,864,788.48 | 7,191,853.49 | | 57,056,641.97 | 244,856.85 | | | 244,856.85 | 104,406.30 | 7,950.00 | | 112,356.30 | 57,413,855.12 | | | | | 49,969,194.78 | 7,444,660.34 | | | 57,413,855.12 | |
| SECOND QUARTER | | | | | | | | | | | | | | | | | | | | | | | |
| Notice of Cash Allocation | | | | | | | | | | | | | | | | | | | | | | | |
| MDS Checks Issued | 52,912,583.67 | 8,076,683.63 | | 60,989,267.30 | 246,094.43 | | | 246,094.43 | | | | 61,235,361.73 | | | | | | 52,912,583.67 | 8,322,778.06 | | | 61,235,361.73 | |
| Advice to Debit Account | | | | | | | | | | | | | | | | | | | | | | | |
| Tax Remittance Advices Issued | 3,340,027.88 | 129,670.03 | | 3,469,697.91 | 7,255.39 | | | 7,255.39 | | | | 3,476,953.30 | | | | | | 3,340,027.88 | 136,925.42 | | | 3,476,953.30 | |
| Cash Disbursement Ceiling | | | | | | | | | | | | | | | | | | | | | | | |
| Non-Cash Availment Authority | | | | | | | | | | | | | | | | | | | | | | | |
| TOTAL | 56,252,611.55 | 8,206,353.66 | | 64,458,965.21 | 253,349.82 | | | 253,349.82 | | | | 64,712,315.03 | | | | | | 56,252,611.55 | 8,459,703.48 | | | 64,712,315.03 | |
| THIRD QUARTER | | | | | | | | | | | | | | | | | | | | | | | |
| Notice of Cash Allocation | | | | | | | | | | | | | | | | | | | | | | | |
| MDS Checks Issued | 46,462,043.84 | 11,306,179.40 | | 57,768,223.24 | 105,305.46 | | | 105,305.46 | | | | 57,873,528.70 | | | | | | 46,462,043.84 | 11,411,484.86 | | | 57,873,528.70 | |
| Advice to Debit Account | | | | | | | | | | | | | | | | | | | | | | | |
| Tax Remittance Advices Issued | 3,309,740.91 | 401,591.83 | | 3,711,332.74 | | | | | | | | 3,711,332.74 | | | | | | 3,309,740.91 | 401,591.83 | | | 3,711,332.74 | |
| Cash Disbursement Ceiling | | | | | | | | | | | | | | | | | | | | | | | |
| Non-Cash Availment Authority | | | | | | | | | | | | | | | | | | | | | | | |
| TOTAL | 49,771,784.75 | 11,707,771.23 | | 61,479,555.98 | 105,305.46 | | | 105,305.46 | | | | 61,584,861.44 | | | | | | 49,771,784.75 | 11,813,076.69 | | | 61,584,861.44 | |
| FOURTH QUARTER | | | | | | | | | | | | | | | | | | | | | | | |
| Notice of Cash Allocation | | | | | | | | | | | | | | | | | | | | | | | |
| MDS Checks Issued | | | | | | | | | | | | | | | | | | | | | | | |
| Advice to Debit Account | | | | | | | | | | | | | | | | | | | | | | | |
| Tax Remittance Advices Issued | | | | | | | | | | | | | | | | | | | | | | | |
| Cash Disbursement Ceiling | | | | | | | | | | | | | | | | | | | | | | | |
| Non-Cash Availment Authority | | | | | | | | | | | | | | | | | | | | | | | |
| TOTAL | | | | | | | | | | | | | | | | | | | | | | | |
| GRAND TOTAL | 155,889,184.78 | 27,105,978.38 | | 182,995,163.16 | 603,512.13 | | | 603,512.13 | 104,406.30 | 7,950.00 | | 112,356.30 | 183,711,031.59 | | | | | 155,993,591.08 | 27,717,440.51 | | | 183,711,031.59 | |


Certified Correct:


LORNA N. EJLAR
Budget Officer IV
Date: October 21, 2013

Approved By:


ATTY. HILARIO C. ORTIZ, Ph.D.
SUC President III
Date: October 21, 2013

Certified Correct:



EDUARDO R. GUILLASPER, JR.
Accountant IV
Date: October 21, 2013

SUMMARY REPORT OF DISBURSEMENTS
For the Quarter Ending December 31, 2013
In Pesos


Department : STATE UNIVERSITIES AND COLLEGES
Agency/Operating Units : NUEVA ECUA UNIVERSITY OF SCIENCE AND TECHNOLOGY
Region/Province/City : III / NUEVA ECUA / CABANATUAN
Fund : 101

| Particulars | CURRENT YEAR BUDGET | | | | PRIOR YEAR'S BUDGET | | | | PRIOR YEAR'S OBLIGATIONS | | | | SUB-TOTAL | TRUST LIABILITIES | | | | GRAND TOTAL | | | | Remarks |
|-------------------------------|-----------------------|----------------------|---------------------|-----------------------|---------------------|-------------------|----|-------------------|--------------------------|-----------------|----|-------------------|-----------------------|-------------------|------|----|-------|-----------------------|----------------------|---------------------|-----------------------|---------|
| | PS | MOOE | CO | TOTAL | PS | MOOE | CO | TOTAL | PS | MOOE | CO | TOTAL | | PS | MOOE | CO | TOTAL | PS | MOOE | CO | TOTAL | |
| (I) | (II) | | | | (III) | | | | (IV) | | | | (V) | (VI) | | | | (VII) | | | | |
| FIRST QUARTER | | | | | | | | | | | | | | | | | | | | | | |
| Notice of Cash Allocation | | | | | | | | | | | | | | | | | | | | | | |
| MDS Checks Issued | 46,126,943.40 | 7,076,065.51 | | 53,203,008.91 | | 244,856.85 | | 244,856.85 | 104,406.30 | 7,476.97 | | 111,883.27 | 53,559,749.03 | | | | | 46,231,349.70 | 7,328,399.33 | | 53,559,749.03 | |
| Advice To Debit Account | | | | | | | | | | | | | | | | | | | | | | |
| Tax Remittance Advices Issued | 3,737,845.08 | 115,787.98 | | 3,853,633.06 | | | | | | 473.03 | | 473.03 | 3,854,106.09 | | | | | 3,737,845.08 | 116,261.01 | | 3,854,106.09 | |
| Cash Disbursement Ceiling | | | | | | | | | | | | | | | | | | | | | | |
| Non-Cash Availment Authority | | | | | | | | | | | | | | | | | | | | | | |
| TOTAL | 49,864,788.48 | 7,191,853.49 | | 57,056,641.97 | | 244,856.85 | | 244,856.85 | 104,406.30 | 7,950.00 | | 112,356.30 | 57,413,855.12 | | | | | 49,969,194.78 | 7,444,660.34 | | 57,413,855.12 | |
| SECOND QUARTER | | | | | | | | | | | | | | | | | | | | | | |
| Notice of Cash Allocation | | | | | | | | | | | | | | | | | | | | | | |
| MDS Checks Issued | 52,912,583.67 | 8,076,683.63 | | 60,989,267.30 | | 246,094.43 | | 246,094.43 | | | | | 61,235,361.73 | | | | | 52,912,583.67 | 8,322,778.06 | | 61,235,361.73 | |
| Advice to Debit Account | | | | | | | | | | | | | | | | | | | | | | |
| Tax Remittance Advices Issued | 3,340,027.88 | 129,670.03 | | 3,469,697.91 | | 7,255.39 | | 7,255.39 | | | | | 3,476,953.30 | | | | | 3,340,027.88 | 136,925.42 | | 3,476,953.30 | |
| Cash Disbursement Ceiling | | | | | | | | | | | | | | | | | | | | | | |
| Non-Cash Availment Authority | | | | | | | | | | | | | | | | | | | | | | |
| TOTAL | 56,252,611.55 | 8,206,353.66 | | 64,458,965.21 | | 253,349.82 | | 253,349.82 | | | | | 64,712,315.03 | | | | | 56,252,611.55 | 8,459,703.48 | | 64,712,315.03 | |
| THIRD QUARTER | | | | | | | | | | | | | | | | | | | | | | |
| Notice of Cash Allocation | | | | | | | | | | | | | | | | | | | | | | |
| MDS Checks Issued | 46,462,043.84 | 11,306,179.40 | | 57,768,223.24 | | 105,305.46 | | 105,305.46 | | | | | 57,873,528.70 | | | | | 46,462,043.84 | 11,411,484.86 | | 57,873,528.70 | |
| Advice to Debit Account | | | | | | | | | | | | | | | | | | | | | | |
| Tax Remittance Advices Issued | 3,309,740.91 | 401,591.83 | | 3,711,332.74 | | | | | | | | | 3,711,332.74 | | | | | 3,309,740.91 | 401,591.83 | | 3,711,332.74 | |
| Cash Disbursement Ceiling | | | | | | | | | | | | | | | | | | | | | | |
| Non-Cash Availment Authority | | | | | | | | | | | | | | | | | | | | | | |
| TOTAL | 49,771,784.75 | 11,707,771.23 | | 61,479,555.98 | | 105,305.46 | | 105,305.46 | | | | | 61,584,861.44 | | | | | 49,771,784.75 | 11,813,076.69 | | 61,584,861.44 | |
| FOURTH QUARTER | | | | | | | | | | | | | | | | | | | | | | |
| Notice of Cash Allocation | | | | | | | | | | | | | | | | | | | | | | |
| MDS Checks Issued | 45,131,110.58 | 14,948,486.56 | 3,034,708.88 | 63,114,306.02 | | 154,558.39 | | 154,558.39 | | | | | 63,268,864.41 | | | | | 45,131,110.58 | 15,103,044.95 | 3,034,708.88 | 63,268,864.41 | |
| Advice to Debit Account | | | | | | | | | | | | | | | | | | | | | | |
| Tax Remittance Advices Issued | 6,400,353.39 | 565,424.83 | 283,195.57 | 7,248,973.79 | | 1,505.30 | | 1,505.30 | | | | | 7,250,479.09 | | | | | 6,400,353.39 | 566,930.13 | 283,195.57 | 7,250,479.09 | |
| Cash Disbursement Ceiling | | | | | | | | | | | | | | | | | | | | | | |
| Non-Cash Availment Authority | | | | | | | | | | | | | | | | | | | | | | |
| TOTAL | 51,531,463.97 | 15,513,911.39 | 3,317,904.45 | 70,363,279.81 | | 156,063.69 | | 156,063.69 | | | | | | | | | | 51,531,463.97 | 15,669,975.08 | 3,317,904.45 | 70,519,343.50 | |
| GRAND TOTAL | 207,420,648.75 | 42,619,889.77 | 3,317,904.45 | 253,358,442.97 | | 759,575.82 | | 759,575.82 | 104,406.30 | 7,950.00 | | 112,356.30 | 254,230,375.09 | | | | | 207,525,055.05 | 43,387,415.59 | 3,317,904.45 | 254,230,375.09 | |


Certified Correct:


LORNA N. EJARA
Budget Officer IV
Date: January 16, 2013

Approved By:


ATTY. HILARIO C. ORTIZ, Ph.D.
SUC President III
Date: January 16, 2013

Certified Correct:


EDUARDO R. GUILLASPER, JR.
Accountant IV
Date: January 16, 2013