




STATEMENT OF APPROVED BUDGET, UTILIZATIONS, DISBURSEMENTS AND BALANCES
As of June 30, 2017

Department: State Universities and Colleges (SUCs)
Agency: Nueva Ecija University of Science and Technology
Operating Unit: N/A
Organization Code (UACS): 080320000000
Report Status: SUBMITTED

PARTICULARS	UACS CODE	APPROVED BUDGET			BUDGET UTILIZATION					DISBURSEMENTS					BALANCES			
		Approved Budgeted Revenue	Adjustments (Additions, Reduction, Realignment)	Adjusted Budgeted Revenue	1st Quarter Ending March 31	2nd Quarter Ending June 30	3rd Quarter Ending Sept. 30	4th Quarter Ending Dec. 31	Total	1st Quarter Ending March 31	2nd Quarter Ending June 30	3rd Quarter Ending Sept. 30	4th Quarter Ending Dec. 31	Total	Unutilized Budget	Unpaid Utilizations		
																Due and Demandable / Accounts Payable	Not Yet Due and Demandable	
1	2	3	4	5=[3+(-4)]	6	7	8	9	10=(6+7+8+9)	11	12	13	14	15=(11+12+13+14)	16=(5-10)	17	18	
I. Agency Approved Budget																		
Internally Generated Income	05206441	174,019,372.32	219,829,215.00	393,848,587.32	21,551,779.02	15,818,603.65			37,370,382.67	15,441,896.53	12,340,742.92			27,782,639.45	356,478,204.65		9,587,743.22	
General Administration and Support	00000100000000	70,334,359.72	118,180,090.00	188,514,449.72	9,378,733.17	7,577,711.88			16,956,445.05	6,376,333.10	6,255,571.76			12,631,904.86	171,558,004.67		4,324,540.19	
General Management and Supervision	10300100010000	70,334,359.72	118,180,090.00	188,514,449.72	9,378,733.17	7,577,711.88			16,956,445.05	6,376,333.10	6,255,571.76			12,631,904.86	171,558,004.67		4,324,540.19	
PS		800,000.00	6,800,000.00	7,600,000.00	138,670.71	495,819.03			634,489.74	138,670.71	495,819.03			634,489.74	6,965,510.26			
MOOE		15,267,243.94	19,524,311.32	34,791,555.26	5,256,015.84	2,737,534.47			7,993,550.31	2,542,235.77	3,017,209.35			5,559,445.12	26,798,004.95		2,434,105.19	
CO		54,267,115.78	91,855,778.68	146,122,894.46	3,984,046.62	4,344,358.38			8,328,405.00	3,695,426.62	2,742,543.38			6,437,970.00	137,794,489.46		1,890,435.00	
Support to Operations	00000200000000	16,339,695.59	18,400,000.00	34,739,695.59	395,314.00	1,799,279.41			2,194,593.41	100,000.00	396,060.00			496,060.00	32,545,102.16		1,698,533.41	
Auxiliary Services	26400200010000	16,339,695.59	18,400,000.00	34,739,695.59	395,314.00	1,799,279.41			2,194,593.41	100,000.00	396,060.00			496,060.00	32,545,102.16		1,698,533.41	
MOOE		9,840,170.92	9,200,000.00	18,840,170.92	188,874.00	1,056,277.65			1,245,151.65	100,000.00	311,860.00			411,860.00	17,595,019.27		833,291.65	
CO		6,999,524.67	9,200,000.00	15,899,524.67	206,440.00	743,001.76			949,441.76		84,200.00			84,200.00	14,950,082.91		865,241.76	
Operations	00000300000000	87,345,317.01	83,249,125.00	170,594,442.01	11,777,731.85	6,441,612.36			18,219,344.21	8,965,563.43	5,689,111.16			14,854,674.59	152,375,097.80		3,564,669.62	
MFO 1: HIGHER EDUCATION SERVICES	00000301000000	52,089,350.14	56,466,384.20	108,555,734.34	10,806,916.22	5,477,921.30			16,284,837.52	8,595,287.80	5,143,273.10			13,738,560.90	92,270,896.62		2,546,276.62	
Provision of Higher Education Services including P5,030,000 for Scholarships of Poor and Deserving Students (Expanded Students' Grants-in-Aid Program for Poverty Alleviation-ESGP-PA) and P22,536,000 for Tulung Dumong	26400301010000	52,089,350.14	56,466,384.20	108,555,734.34	10,806,916.22	5,477,921.30			16,284,837.52	8,595,287.80	5,143,273.10			13,738,560.90	92,270,896.62		2,546,276.62	
PS		29,836,794.76	25,572,398.20	55,409,192.96	7,735,018.80	1,700,263.58			9,435,282.38	7,735,018.80	1,700,263.58			9,435,282.38	45,973,910.56			
MOOE		5,227,753.09	4,851,713.00	10,079,466.09	2,568,114.50	2,285,576.58			4,853,693.08	796,469.00	1,711,910.47			2,508,379.47	5,225,773.01		2,345,313.61	
CO		17,024,802.29	26,042,273.00	43,067,075.29	503,782.92	1,492,079.14			1,995,862.06	63,800.00	1,717,099.05			1,794,899.05	41,071,213.23		200,963.01	
MFO 2: ADVANCED EDUCATION SERVICES	00000302000000	1,037,331.45	3,500,000.00	4,537,331.45	69,247.00	192,643.00			261,890.00	16,972.00	154,118.00			171,090.00	4,275,441.45		90,800.00	
Provision of Advanced Education Services	26400302010000	1,037,331.45	3,500,000.00	4,537,331.45	69,247.00	192,643.00			261,890.00	16,972.00	154,118.00			171,090.00	4,275,441.45		90,800.00	
PS		2,178.00	1,500,000.00	1,502,178.00	9,000.00	109,843.00			116,843.00	9,000.00	109,843.00			116,843.00	1,383,335.00			
MOOE		717,500.56	1,000,000.00	1,717,500.56	60,247.00	82,800.00			143,047.00	7,972.00	44,275.00			52,247.00	1,574,453.56		90,800.00	
CO		317,652.89	1,000,000.00	1,317,652.89										1,317,652.89				
MFO 3: RESEARCH SERVICES	00000303000000	17,402,089.59	11,641,370.40	29,043,459.99	81,396.13	500,520.06			581,916.19	81,396.13	355,520.06			436,916.19	28,461,543.80		145,000.00	
Conduct of Research Services	26700303010000	17,402,089.59	11,641,370.40	29,043,459.99	81,396.13	500,520.06			581,916.19	81,396.13	355,520.06			436,916.19	28,461,543.80		145,000.00	
PS		1,567,400.00	1,200,000.00	2,767,400.00	19,000.00	40,000.00			59,000.00	19,000.00	40,000.00			59,000.00	2,708,400.00			
MOOE		14,490,849.59	8,941,370.40	23,432,219.99	62,396.13	460,520.06			522,916.19	62,396.13	315,520.06			377,916.19	22,909,303.80		145,000.00	
CO		1,343,840.00	1,500,000.00	2,843,840.00										2,843,840.00				
MFO 4: TECHNICAL ADVISORY EXTENSION SERVICES	00000304000000	16,816,545.83	11,641,370.40	28,457,916.23	820,172.50	270,528.00			1,090,700.50	271,907.50	36,200.00			308,107.50	27,367,215.73		782,593.00	
Provision of Extension Services	26500304010000	16,816,545.83	11,641,370.40	28,457,916.23	820,172.50	270,528.00			1,090,700.50	271,907.50	36,200.00			308,107.50	27,367,215.73		782,593.00	
PS		2,731,225.00	1,500,000.00	4,231,225.00	225,998.50	225,998.50			225,998.50	225,998.50				225,998.50	4,005,226.50			
MOOE		13,334,764.36	9,141,370.40	22,476,134.76	399,174.00	66,514.00			465,688.00	45,909.00	36,200.00			82,109.00	22,010,446.76		383,579.00	
CO		750,556.47	1,000,000.00	1,750,556.47	195,000.00	204,014.00			399,014.00					1,351,542.47			399,014.00	
GRAND TOTAL		174,019,372.32	219,829,215.00	393,848,587.32	21,551,779.02	15,818,603.65			37,370,382.67	15,441,896.53	12,340,742.92			27,782,639.45	356,478,204.65		9,587,743.22	
PS		34,937,597.76	36,572,398.20	71,509,995.96	8,127,688.01	2,345,925.61			10,473,613.62	8,127,688.01	2,345,925.61			10,473,613.62	61,036,382.34		6,232,069.45	
MOOE		58,678,262.48	52,658,765.12	111,337,047.58	8,534,821.47	6,689,224.76			15,224,046.23	3,554,981.90	5,436,974.88			8,991,956.78	96,113,001.35			
FinEx																		
CO		80,403,492.10	130,598,051.68	211,001,543.78	4,889,269.54	6,783,453.28			11,672,722.82	3,759,226.62	4,597,842.43			8,317,069.05	199,328,620.96		3,355,663.77	

Certified Correct:

Ejar, Lorna
Agency Budget Officer
Date: 22/Jul/2017

Certified Correct:

GULLASPER, EDUARDO JR.
Agency Chief Accountant
Date:

Recommended By:

EJAR, LORNA
Director, FMS
Date: 22/Jul/2017

Approved By:

JACONA, FELICIANO
Head of Agency or Authorized Representative
Date: 22/Jul/2017

This report was generated using the Unified Reporting System on 22/07/2017 11: