

## QUARTERLY PHYSICAL REPORT OF OPERATION

As of March 31, 2021


Department : State Universities and Colleges (SUCs)  
 Agency : Nueva Ecija University of Science and Technology  
 Operating Unit : < not applicable >  
 Organization Code (UACS) : 08 032 0000000


Particulars	UACS CODE	Physical Target (Budget Year)					Physical Accomplishment (Budget Year)					Variance	Remarks
		1st Quarter	2nd Quarter	3rd Quarter	4th Quarter	Total	1st Quarter	2nd Quarter	3rd Quarter	4th Quarter	Total		
1	2	3	4	5	6	7	8	9	10	11	12	13	14
HIGHER EDUCATION PROGRAM	310100000000000												
OO : Relevant and quality tertiary education ensured to achieve inclusive													
Outcome Indicators													
1. Percentage of first-time licensure exam takers that pass the licensure exams		6% (100/1,665)	12% (200/1,665)	8% (300/1,665)	24% (398/1,665)	60% (998/1,665)	0.00%				0.00%		Licensure Examinations were cancelled due to the pandemic
2. Percentage of graduates (2 years prior) that are employed		3% (100/3,590)	6% (200/3,590)	8% (300/3,590)	8% (298/3,590)	25% (898/3,590)	42.02% (2,055/4,890)				42.02%		
Output Indicators													
1. Percentage of undergraduate students enrolled in CHED-identified and RDC-identified priority programs		35% (17,000/20,050)		97% (19,492/20,050)		91% (18,246/20,050)	0.00%				0.00%		will use AY 1st semester 2021-2022 enrollment
2. Percentage of undergraduate programs with accreditation				100% (61/61)		100% (61/61)	100% (46/46)				100%		
ADVANCED EDUCATION PROGRAM	320100000000000												
OO : Higher education research improved to promote economic													
Outcome Indicator													
1. Percentage of graduate school faculty engaged in research work applied in any of the following:													
a. pursuing advanced research degree programs (Ph.D.) or		21% (4/19)		21% (4/19)		40% (8/19)	100% (6/6)				100%		
b. actively pursuing in the last three (3) years (investigative research, basic and applied scientific research, policy research, social science research) or		11% (2/19)	26% (5/19)	26% (5/19)	16% (3/19)	80% (15/19)	83% (15/18)				83%		
c. producing technologies for commercialization or livelihood improvement or			10% (2/19)	10% (2/19)		20% (4/19)	11% (2/18)				11%		
d. whose research work resulted in an extension program		5% (1/19)	11% (2/19)	16% (3/19)	5% (1/19)	37% (7/19)	16% (3/18)				16%		
Output Indicators													
1. Percentage of graduate students enrolled in research degree programs		72% (900/1,250)		84% (1,050/1,250)		78% (975/1,250)	0.00%				0.00%		will use 1st semester AY 2021-2022 Enrollment
2. Percentage of accredited graduate programs				100% (17/17)		100% (17/17)	100% (14/14)				100%		
RESEARCH PROGRAM	320200000000000												
OO : Higher education research improved to promote economic													
Outcome Indicator													
1. Number of research outputs in the last three years utilized by the industry or by other beneficiaries		1	1	2	2	6	1				1		
Output Indicators													




Department : State Universities and Colleges (SUCs)  
Agency : Nueva Ecija University of Science and Technology  
Operating Unit : < not applicable >  
Organization Code (UACS) : 08 032 0000000

Particulars	UACS CODE	Physical Target (Budget Year)					Physical Accomplishment (Budget Year)					Variance	Remarks
		1st Quarter	2nd Quarter	3rd Quarter	4th Quarter	Total	1st Quarter	2nd Quarter	3rd Quarter	4th Quarter	Total		
1	2	3	4	5	6	7	8	9	10	11	12	13	14
1. Number of research outputs completed		10	10	15	15	50	18				18		
within the year													
2. Percentage of research outputs published		4% (5/123)	4% (5/123)	5% (6/123)	5 (6/123)	18% (22/123)	8% (12/142)				8%		
in internationally-refereed or CHED													
recognized journal within the year													
TECHNICAL ADVISORY EXTENSION PROGRAM	330100000000000												
OO : Community engagement increased													
Outcome Indicator													
1. Number of active partnerships with LGUs,		2	4	4	2	12	22				22		
industries, NGOs, NGAs, SMEs, and													
other stakeholders as a result of													
extension activities													
Output Indicators													
1. Number of trainees weighted by the		1,000	3,000	4,000	2,830	10,830	3,209				3,209		
length of training													
2. Number of extension programs organized		3	4	4	5	16	2				2		
AND supported CONSISTENT WITH the SUC's													
mandated and priority programs													
3. Percentage of beneficiaries who rate the		85% (6,163/7,250)	89% (6,452/7,250)	89% (6,452/7,250)	93% (6,743/7,250)	89% (6,453/7,250)	93% (3,222/3,464)				93% (3,222/3,464)		Used total number of participants
training course/s as satisfactory or higher													
in terms of quality and relevance													

Prepared By:  
  
SARAH C. ALVAREZ  
PLANNING OFFICER  
2021-04-21 10:44:53

In coordination with:  
  
LORNA N. EJARA  
BUDGET OFFICER  
2021-04-21 10:44:53

Approved By:  
  
FELICIANO T. JACOBA  
AGENCY HEAD  
2021-04-21 10:49:08