


QUARTERLY PHYSICAL REPORT OF OPERATION
As of June 30, 2023


Department : State Universities and Colleges (SUCs)
Agency/Entity : Nueva Ecija University of Science and Technology
Operating Unit : < not applicable >
Organization Code (UACS) : 08 032 0000000


Particulars	UACS CODE	Physical Target (Budget Year)					Physical Accomplishment (Budget Year)					Variance as of June 30, 2023	Remarks
		1st Quarter	2nd Quarter	3rd Quarter	4th Quarter	Total	1st Quarter	2nd Quarter	3rd Quarter	4th Quarter	Total		
1	2	3	4	5	6	7	8	9	10	11	12	13	14
HIGHER EDUCATION PROGRAM	3101000000000000												
OO : Relevant and quality tertiary education ensured to achieve inclusive growth and access of poor but deserving students to quality tertiary education increased													
Outcome Indicators													
1. Percentage of first-time licensure exam takers that pass the licensure exams		55%(85/155)	60% (136/226)	69%(88/124)	65%(94/145)	62% (403/650)	66.12% (160/242)	74.00% (612/827)			72.22%(772/1,069)	>10.22%	
2. Percentage of graduates (2 years prior) that are employed		5% (86/1,722)	16% (276/1,722)	19% (327/1,722)	10% (172/1,722)	50% (861/1,722)	52.56% (905/1,722)	13.18% (227/1,722)			65.74%(1,132/1,722)	>15.74%	
Output Indicators													
1. Percentage of undergraduate students enrolled in CHED-identified and RDC-identified priority programs				70% (13,300 /19,000)		70% (13,300/19,000)	0.00%	0.00%			0.00%	<70%	The University will use the 1st Sem 2023-2024 enrollment
2. Percentage of undergraduate programs with accreditation		100% (47/47)	100% (47/47)	100% (47/47)	100% (47/47)	100% (47/47)	91.49% (43/47)	91.49% (43/47)			91.49%(43/47)	<8.51%	
ADVANCED EDUCATION PROGRAM	3201000000000000												
OO : Higher education research improved to promote economic productivity and innovation													
Outcome Indicator													
1. Percentage of graduate school faculty engaged in research work applied in any of the following:													
a. pursuing advanced research degree programs (Ph.D.) or													
b. actively pursuing within the last three (3) years (investigative research, basic and applied scientific research, policy research, social science research) or		33.33%(6/18)	22.22%(4/18)	27.78%(5/18)		83.33% (15/18)	100%(21/21)				100%(21/21)	>16.67%	
c. producing technologies for commercialization or livelihood improvement or													
d. whose research work resulted in an extension program													
Output Indicators													
1. Percentage of graduate students enrolled in research degree programs				85.92% (1,227/1,428)		85.92% (1,227/1,428)	0.00%				0.00%	<85.92%	The University will use the 1st Sem 2023-2024 enrollment
2. Percentage of accredited graduate programs		100% (14/14)	100% (14/14)	100% (14/14)	100% (14/14)	100% (14/14)	100%(15/15)				100%(15/15)	0.00%	
RESEARCH PROGRAM	3202000000000000												
OO : Higher education research improved to promote economic productivity and innovation													
Outcome Indicator													
1. Number of research outputs in the last three years utilized by the industry or by other beneficiaries		1	3	3	1	8	1	4			5	<3	
Output Indicators													
1. Number of research outputs completed within the year		18	27	19	6	70	36	41			77	>7	

Department : State Universities and Colleges (SUCs)
Agency/Entity : Nueva Ecija University of Science and Technology
Operating Unit : < not applicable >
Organization Code (UACS) : 08 032 0000000

Particulars	UACS CODE	Physical Target (Budget Year)					Physical Accomplishment (Budget Year)					Variance as of June 30, 2023	Remarks
		1st Quarter	2nd Quarter	3rd Quarter	4th Quarter	Total	1st Quarter	2nd Quarter	3rd Quarter	4th Quarter	Total		
1	2	3	4	5	6	7	8	9	10	11	12	13	14
2. Percentage of research outputs published in internationally-refereed or CHED recognized journal within the year		5.15% (10/194)	11.86% (23/194)	10.31% (20/194)	1.55%(3/194)	28.87% (56/194)	14.86% (11/74)	25.22% (29/115)			34.78%(40/115)	>5.91%	The denominator is the total number of completed research outputs from FY 2021 to FY 2023 excluding completed research outputs published in 2021 and 2022
TECHNICAL ADVISORY EXTENSION PROGRAM	3301000000000000												
OO : Community engagement increased													
Outcome Indicator													
1. Number of active partnerships with LGUs, industries, NGOs, NGAs, SMEs, and other stakeholders as a result of extension activities		30	2	2	1	35	40	0			40	>5	
Output Indicators													
1. Number of trainees weighted by the length of training		1,244	7,318	8,505	1,133	18,200	6,861	8,437			15,298	<2,902	
2. Number of extension programs organized and supported consistent with the SUC's mandated and priority programs		5	5	8	2	20	8	5			13	<7	
3. Percentage of beneficiaries who rate the training course/s as satisfactory or higher in terms of quality and relevance		92%(3,187/3,464)	94%(5,151/5,480)	95%(11,400 /12,000)	93%(964/1,079)	94% (20,702/22,023)	99.02% (5,661/5,717)	99%(7,563/7,632)			99%(13,234/13,349)	>5%	used total number of participants as the denominator

Prepared By:

SARAH C. ALVAREZ
PLANNING OFFICER
Date: July 12, 2023 09:47 AM

In coordination with:

LORNA NEJAR
BUDGET OFFICER
Date: July 12, 2023 09:47 AM

Approved By:

FELICIANO P. JACOBA
HEAD OF AGENCY
Date: July 12, 2023 10:13 AM