


QUARTERLY PHYSICAL REPORT OF OPERATION
As of June 30, 2020


Department : State Universities and Colleges (SUCs)
Agency : Nueva Ecija University of Science and Technology
Operating Unit : < not applicable >
Organization Code (UACS) : 08 032 0000000


Particulars	UACS CODE	Physical Target (Budget Year)					Physical Accomplishment (Budget Year)					Variance	Remarks
		1st Quarter	2nd Quarter	3rd Quarter	4th Quarter	Total	1st Quarter	2nd Quarter	3rd Quarter	4th Quarter	Total		
1	2	3	4	5	6	7	8	9	10	11	12	13	14
HIGHER EDUCATION PROGRAM	31010000000000												
OO : Relevant and quality tertiary education ensured to													
Outcome Indicators							0	0	0	0	0		
1. Percentage of first-time licensure exam-takers that pass the licensure exams		55%	57%	66%	62%	60%	67%	0	0	0	67%	> 7%	No exam scheduled for 2nd quarter
2. Percentage of graduates (2 years prior) that are employed		0%	0%	10%	10%	20%	0	15%	0	0	15%	< 5%	
Output Indicators							0	0	0	0	0		
1. Percentage of undergraduate student population enrolled in CHED-identified and RDC-identified priority programs		91%	91%	91%	91%	91%	91%	91%	0	0	91%	0%	
2. Percentage of undergraduate programs with accreditation		100%	100%	100%	100%	100%	100%	100%	0	0	100%	0%	
ADVANCED EDUCATION PROGRAM	32010000000000												
OO : Higher education research improved to promote													
Outcome Indicator							0	0	0	0	0		
1. Percentage of graduate school faculty engaged in research work applied in any of the following:							0	0	0	0	0		
a. pursuing advanced research degree programs (Ph.D)		40%	40%	40%	40%	40%	30.77%	30.77%	0	0	30.77%	< 9.23%	
b. actively pursuing in the last three (3) years (investigative research, basic and applied scientific research, policy research, social science research)			30%	50%		80%	42%	19.54%	0	0	61.54	< 18.46%	
c. producing technologies for commercialization or livelihood improvement			20%			20%	3.85%	15.38%	0	0	19.23%	< 0.77%	
d. whose research work resulted in an extension program			20%			20%	5.26%	11.54%	0	0	16.80%	< 3.20%	
Output Indicators							0	0	0	0	0		
1. Percentage of graduate students enrolled in research degree programs		78%		78%		78%	78%	78%	0	0	78%	0%	
2. Percentage of accredited graduate programs		100%	100%	100%	100%	100%	100%	100%	0	0	100%	0%	
RESEARCH PROGRAM	32020000000000												
OO : Higher education research improved to promote													
Outcome Indicator							0	0	0	0	0		
1. Number of research outputs in the last three years utilized by the industry or by other beneficiaries			1	1		2	0	1	0	0	1	< 1	
Output Indicators							0	0	0	0	0		
1. Number of research outputs completed		3	12	10	7	32	16	20	0	0	36	> 4	

Department : State Universities and Colleges (SUCs)
 Agency : Nueva Ecija University of Science and Technology
 Operating Unit : < not applicable >
 Organization Code (UACS) : 08 032 0000000

Particulars	UACS CODE	Physical Target (Budget Year)					Physical Accomplishment (Budget Year)					Variance	Remarks
		1st Quarter	2nd Quarter	3rd Quarter	4th Quarter	Total	1st Quarter	2nd Quarter	3rd Quarter	4th Quarter	Total		
1	2	3	4	5	6	7	8	9	10	11	12	13	14
within the year							0	0	0	0	0		
2. Percentage of research outputs published in internationally-refereed or CHED recognized journal within the year			18%	18%		18%	27%	15%	0	0	42%	> 24%	
TECHNICAL ADVISORY EXTENSION PROGRAM	33010000000000												
OO : Community engagement increased									0	0			
Outcome Indicator									0	0			
1. Number of active partnerships with LGUs, industries, NGOs, NGAs, SMEs, and other stakeholders as a result of extension activities		2	3	3	1	9	0	1	0	0	1	< 8	
Output Indicators									0	0	0		
1. Number of trainees weighted by the length of training		600	3,000	5,000	2,230	10,830	962	6,630.50	0	0	7,592.50	< 3,237.50	
2. Number of extension programs organized and supported consistent with the SUC's mandated and priority programs		2	2	5	5	14	3	2	0	0	5	< 9	
3. Percentage of partners who rate the training course/s and advisory services as satisfactory or higher in terms of quality and relevance		87%	90%	88%	84%	87%	87%	88%	0	0	87.50%	< 0.50%	
							0	0	0	0	0		
							0	0	0	0	0		

Prepared By:

 SARAH C. ALVAREZ
 PLANNING OFFICER
 Date: 2020-07-22 08:04:30.0

In coordination with:

 EDUARDO R. BUILLASPER, JR.
 CHIEF ADMINISTRATIVE OFFICER
 Date: 2020-07-22 08:11:05.0

Approved By:

 FELICIANO P. JACOBA
 AGENCY HEAD
 Date: 2020-07-22 08:12:10.0