


QUARTERLY PHYSICAL REPORT OF OPERATION
As of March 31, 2023


Department : State Universities and Colleges (SUCs)
Agency : Nueva Ecija University of Science and Technology
Operating Unit : < not applicable >
Organization Code (UACS) : 08 032 0000000


Particulars	UACS CODE	Physical Target (Budget Year)					Physical Accomplishment (Budget Year)					Variance as of 03/31/2023	Remarks
		1st Quarter	2nd Quarter	3rd Quarter	4th Quarter	Total	1st Quarter	2nd Quarter	3rd Quarter	4th Quarter	Total		
1	2	3	4	5	6	7	8	9	10	11	12	13	14
HIGHER EDUCATION PROGRAM	310100000000000												
OO : Relevant and quality tertiary education ensured to achieve inclusive growth and access of poor but deserving students to quality tertiary education increased													
Outcome Indicators													
1. Percentage of first-time licensure exam takers that pass the licensure exams		55%(85/155)	60% (136/226)	69%(88/124)	65%(94/145)	62% (403/650)	66.12% (160/242)				66.12%(160/242)	>4.12%	
2. Percentage of graduates (2 years prior) that are employed		5% (86/1,722)	16% (276/1,722)	19% (327/1,722)	10% (172/1,722)	50% (861/1,722)	52.56% (905/1,722)				52.56%(905/1,722)	>2.56%	
Output Indicators													
1. Percentage of undergraduate students enrolled in CHED-identified and RDC-identified priority programs				70% (13,300 /19,000)		70% (13,300/19,000)	0.00%				0.00%	<70%	The University will use the 1st Sem 2023-2024 enrollment
2. Percentage of undergraduate programs with accreditation		100% (47/47)	100% (47/47)	100% (47/47)	100% (47/47)	100% (47/47)	91.49% (43/47)				91.49%(43/47)	<8.51%	
ADVANCED EDUCATION PROGRAM	320100000000000												
OO : Higher education research improved to promote economic productivity and innovation													
Outcome Indicator													
1. Percentage of graduate school faculty engaged in research work applied in any of the following:													
a. pursuing advanced research degree programs (Ph.D.) or													
b. actively pursuing within the last three (3) years (investigative research, basic and applied scientific research, policy research, social science research) or		33.33%(6/18)	22.22%(4/18)	27.78%(5/18)		83.33% (15/18)	100%(21/21)				100%(21/21)	>16.67%	
c. producing technologies for commercialization or livelihood improvement or													
d. whose research work resulted in an extension program													
Output Indicators													
1. Percentage of graduate students enrolled in research degree programs				85.92% (1,227/1,428)		85.92% (1,227/1,428)	0.00%				0.00%	<85.92%	The University will use the 1st Sem 2023-2024 enrollment
2. Percentage of accredited graduate programs		100% (14/14)	100% (14/14)	100% (14/14)	100% (14/14)	100% (14/14)	100%(15/15)				100%(15/15)	0.00%	
RESEARCH PROGRAM	320200000000000												
OO : Higher education research improved to promote economic productivity and innovation													
Outcome Indicator													
1. Number of research outputs in the last three years utilized by the industry or by other beneficiaries		1	3	3	1	8	1				1	<7	
Output Indicators													
1. Number of research outputs completed within the year		18	27	19	6	70	36				36	<34	
2. Percentage of research outputs published		5.15% (10/194)	11.86% (23/194)	10.31% (20/194)	1.55%(3/194)	28.87% (56/194)	14.86% (11/74)				14.86%(11/74)	<14.01%	The denominator is the total number of completed research outputs from FY 2021 to FY 2023 excluding completed

Department : State Universities and Colleges (SUCs)
Agency : Nueva Ecija University of Science and Technology
Operating Unit : < not applicable >
Organization Code (UACS) : 08 032 0000000

Particulars	UACS CODE	Physical Target (Budget Year)					Physical Accomplishment (Budget Year)					Variance as of 03/31/2023	Remarks
		1st Quarter	2nd Quarter	3rd Quarter	4th Quarter	Total	1st Quarter	2nd Quarter	3rd Quarter	4th Quarter	Total		
1	2	3	4	5	6	7	8	9	10	11	12	13	14
													research outputs published in 2021 and 2022
in internationally-refereed or CHED recognized journal within the year													
TECHNICAL ADVISORY EXTENSION PROGRAM	330100000000000												
OO : Community engagement increased													
Outcome Indicator													
1. Number of active partnerships with LGUs, industries, NGOs, NGAs, SMEs, and other stakeholders as a result of extension activities		30	2	2	1	35	40				40	>5	
Output Indicators													
1. Number of trainees weighted by the length of training		1,244	7,318	8,505	1,133	18,200	6,861				6,861	<11,339	
2. Number of extension programs organized and supported consistent with the SUC's mandated and priority programs		5	5	8	2	20	8				8	<12	
3. Percentage of beneficiaries who rate the training course/s as satisfactory or higher in terms of quality and relevance		92%(3,187/3,464)	94%(5,151/5,480)	95%(11,400/12,000)	93%(964/1,079)	94% (20,702/22,023)	99.02% (5,661/5,717)				99.02%(5,661/5,717)	>5.02%	used total number of participants as the denominator

Prepared By:

SARAH C. AVAREZ
PLANNING OFFICER
Date: 2023-04-19 10:42:35

In coordination with:

LORNA N. EJLAR
BUDGET OFFICER
Date: 2023-04-19 10:42:35

Approved By:

FELICIANO P. JACOBA
HEAD OF AGENCY
Date: 2023-04-19 10:51:46