

QUARTERLY PHYSICAL REPORT OF OPERATION

As of March 31, 2024


Department : State Universities and Colleges (SUCs)  
 Agency/Entity : Nueva Ecija University of Science and Technology  
 Operating Unit : < not applicable >  
 Organization Code (UACS) : 08 032 0000000


Particulars	UACS CODE	Physical Target (Budget Year)					Physical Accomplishment (Budget Year)					Variance as of March 31, 2024	Remarks
		1st Quarter	2nd Quarter	3rd Quarter	4th Quarter	Total	1st Quarter	2nd Quarter	3rd Quarter	4th Quarter	Total		
1	2	3	4	5	6	7	8	9	10	11	12	13	14
<b>HIGHER EDUCATION PROGRAM</b>	3101000000000000												
OO : Relevant and quality tertiary education ensured to achieve inclusive growth and access of poor but deserving students to quality tertiary education increased													
Outcome Indicator(s)													
1. Percentage of first-time licensure exam takers that pass the licensure exams		57.45% (108/188)	60.98% (572/938)	60.64% (57/94)	62.14% (407/655)	61.01%(1,144/1,875)	75.24% (234/311)				75.24% (234/311)	>14.23%	
2. Percentage of graduates (2 years prior) that are employed		11.09% (550/4,960)	20% (992/4,960)	24.23% (1,202/4,960)	1.13% (56/4,960)	56.45%(2,800/4,960)	63.29% (2,645/4,179)				63.29% (2,645/4,179)	>6.84%	
Output Indicator(s)													
1. Percentage of undergraduate students enrolled in CHED-identified and RDC-identified priority programs				90.02%(22,428/24,915)		90.02%(22,428/24,915)	0.00%				0.00%	<90.02%	The University will use the 1st Sem 2024-2025 enrollment
2. Percentage of undergraduate programs with accreditation		91.49%(43/47)	91.49%(43/47)	91.49%(43/47)	91.49%(43/47)	91.49%(43/47)	95.65% (44/46)				95.65% (44/46)	>4.11%	
<b>ADVANCED EDUCATION PROGRAM</b>	3201000000000000												
OO : Higher education research improved to promote economic productivity and innovation													
Outcome Indicator(s)													
1. Percentage of graduate school faculty engaged in research work applied in any of the following:		52.63% (10/19)	21.05%(4/19)	15.79%(3/19)		89.47%(17/19)	60.87% (14/23)				60.87% (14/23)	<28.60%	
a. pursuing advanced research degree programs (Ph.D.) or													
b. actively pursuing within the last three (3) years (investigative research, basic and applied scientific research, policy research, social science research) or													
c. producing technologies for commercialization or livelihood improvement or													
d. whose research work resulted in an extension program													
Output Indicator(s)													
1. Percentage of graduate students enrolled in research degree programs				88.12%(1,646/1,868)		88.12%(1,646/1,868)	0.00%				0.00%	<88.12%	The University will use the 1st Sem 2024-2025 enrollment
2. Percentage of accredited graduate programs		100% (15/15)	100% (15/15)	100% (15/15)	100% (15/15)	100.00%(15/15)	100% (15/15)				100% (15/15)	0.00%	
<b>RESEARCH PROGRAM</b>	3202000000000000												
OO : Higher education research improved to promote economic productivity and innovation													
Outcome Indicator(s)													
1. Number of research outputs in the last three years utilized by the industry or by other beneficiaries		2	4	2	1	9	2				2	<7	




Department : State Universities and Colleges (SUCs)  
 Agency/Entity : Nueva Ecija University of Science and Technology  
 Operating Unit : < not applicable >  
 Organization Code (UACS) : 08 032 0000000

Particulars	UACS CODE	Physical Target (Budget Year)					Physical Accomplishment (Budget Year)					Variance as of March 31, 2024	Remarks
		1st Quarter	2nd Quarter	3rd Quarter	4th Quarter	Total	1st Quarter	2nd Quarter	3rd Quarter	4th Quarter	Total		
1	2	3	4	5	6	7	8	9	10	11	12	13	14
Output Indicator(s)													
1. Number of research outputs completed within the year		21	26	18	13	78	22				22	<56	
2. Percentage of research outputs published in internationally-refereed or CHED recognized journal within the year		6%(12/200)	12% (24/200)	10% (20/200)	7% (14/200)	35.00%(70/200)	5.95% (5/84)				5.95% (5/84)	<29.05%	The denominator is the total number of completed research outputs from FY 2022 to FY 2024 excluding completed research outputs published in 2022 and 2023
<b>TECHNICAL ADVISORY EXTENSION PROGRAM</b>	<b>3301000000000000</b>												
OO : Community engagement increased													
Outcome Indicator(s)													
1. Number of active partnerships with LGUs, industries, NGOs, NGAs, SMEs, and other stakeholders as a result of extension activities		6	18	14	2	40	12				12	<28	
Output Indicator(s)													
1. Number of trainees weighted by the length of training		4,070	5,006	5,445	3,630	18,151	4,332				4,332	<13,819	
2. Number of extension programs organized and supported consistent with the SUC's mandated and priority programs		8	5	3	3	19	8				8	<11	
3. Percentage of beneficiaries who rate the training course/s as satisfactory or higher in terms of quality and relevance		98.98% (4,471/4,517)	98.99% (5,464/5,520)	98.99% (5,962/6,023)	99.03% (3,976/4,015)	98.99% (19,873/20,075)	98.93% (4,898/4,951)				98.93% (4,898/4,951)	<0.06%	

Prepared By:   
 SARAH S. ALVAREZ  
 PLANNING OFFICER  
 Date: April 25, 2024 10:04 AM

In coordination with:  
  
 LORNA N. EJAR  
 BUDGET OFFICER  
 Date: April 25, 2024 10:04 AM

Approved By:   
 RHODORA R. JUZO  
 AGENCY HEAD  
 Date: April 25, 2024 10:38 AM