


QUARTERLY PHYSICAL REPORT OF OPERATION
As of September 30, 2022


Department : State Universities and Colleges (SUCs)
 Agency : Nueva Ecija University of Science and Technology
 Operating Unit : < not applicable >
 Organization Code (UACS) : 08 032 0000000


Particulars	UACS CODE	Physical Target (Budget Year)					Physical Accomplishment (Budget Year)					Variance	Remarks
		1st Quarter	2nd Quarter	3rd Quarter	4th Quarter	Total	1st Quarter	2nd Quarter	3rd Quarter	4th Quarter	Total		
1	2	3	4	5	6	7	8	9	10	11	12	13	14
HIGHER EDUCATION PROGRAM	3101000000000000												
OO : Relevant and quality tertiary education ensured to achieve inclusive													
Outcome Indicators													
1. Percentage of first-time licensure exam		49% (54/110)	70% (69/99)	60% (204/340)	62% (65/104)	60% (392/653)	53.21%(83/156)	53.30% (121/227)	62.90%(78/124)		55.62%(282/507)	<4.38%	
takers that pass the licensure exams													
2. Percentage of graduates (2 years prior)		3% (54/1,783)	15%(268/1,783)	4% (78/1,783)	7% (135/1,783)	30% (535/1,783)	15.01%(320/2,132)	18.67%(398/2,132)	14.63%(312/2,132)		48.31%(1,030/2,132)	>18.31%	
that are employed													
Output Indicators													
1. Percentage of undergraduate students				60% (11,112 /18,520)		60% (11,112 /18,520)	0%	0%	90.02%(22,428 /24,915)		90.02%(22,428/24,915)	>30.02%	The University used the 1st Sem 2022-2023 enrollment
enrolled in CHED-identified													
and RDC-identified priority programs													
2. Percentage of undergraduate programs		100% (47/47)	100% (47/47)	100% (47/47)	100% (47/47)	100% (47/47)	91.49%(43/47)	91.49%(43/47)	91.49%(43/47)		91.49%(43/47)	<8.51%	The University already submitted a letter of request to AACCCUP for the schedule of the Level I Accreditation of the remaining four programs with candidate status. Schedule is still pending..
with accreditation													
ADVANCED EDUCATION PROGRAM	3201000000000000												
OO : Higher education research improved to promote economic													
Outcome Indicator													
1. Percentage of graduate school faculty													
engaged in research work applied in any													
of the following:													
a. pursuing advanced research degree		26% (5/19)		21% (4/19)		47% (9/19)	21.05%(4/19)	15.79%(3/19)	10.53%(2/19)		47%(9/19)	0%	
programs (Ph.D.) or													
b. actively pursuing within the last three (3)		53% (10/19)	10% (2/19)	21% (4/19)		84% (16/19)	36.84%(7/19)	21.05%(4/19)	31.58%(6/19)		89.47%(17/19)	>5.47%	
years (investigative research, basic													
and applied scientific research, policy													
research, social science research) or													
c. producing technologies for		5% (1/19)	10% (2/19)	21% (4/19)	16% (3/19)	52% (10/19)	5.26%(1/19)	26.32%(5/19)	31.58%(6/19)		63.16%(12/19)	>11.16%	
commercialization or livelihood													
improvement or													
d. whose research work resulted in an			21% (4/19)	11% (2/19)	5% (1/19)	37% (7/19)	10.53%(2/19)	0.00%	31.58%(6/19)		42.11%(8/19)	>5.11%	
extension program													
Output Indicators													
1. Percentage of graduate students enrolled				86%(1,030/1,194)		86%(1,030/1,194)	0%	0.00%	88.12%(1,646/1,868)		88.12%(1,646/1,868)	>2.12%	The University used 1st Sem 2022-2023 enrollment
in research degree programs													
2. Percentage of accredited graduate		100% (15/15)	100% (15/15)	100% (15/15)	100% (15/15)	100% (15/15)	100%(14/15)	93.33%(14/15)	93.33%(14/15)		93.33%(14/15)	<6.67%	The remaining one program with candidate status is scheduled to be accredited for Level 1 on November 2022.
programs													
RESEARCH PROGRAM	3202000000000000												
OO : Higher education research improved to promote economic													
Outcome Indicator													
1. Number of research outputs in the last		1	3	2	1	7	0	6	1		7	0	

Department : State Universities and Colleges (SUCs)
Agency : Nueva Ecija University of Science and Technology
Operating Unit : < not applicable >
Organization Code (UACS) : 08 032 0000000

Particulars	UACS CODE	Physical Target (Budget Year)					Physical Accomplishment (Budget Year)					Variance	Remarks
		1st Quarter	2nd Quarter	3rd Quarter	4th Quarter	Total	1st Quarter	2nd Quarter	3rd Quarter	4th Quarter	Total		
1	2	3	4	5	6	7	8	9	10	11	12	13	14
three years utilized by the industry or													
by other beneficiaries													
Output Indicators													
1. Number of research outputs completed		8	25	14	5	52	18	23	22		63	>11	
within the year													
2. Percentage of research outputs published		7% (9/128)	11% (14/128)	13% (16/128)	3% (4/128)	34% (43/128)	8.45%(12/142)	12.73%(21/165)	14.44%(27/187)		32.09%(60/187)	<1.91%	
in internationally-refereed or CHED													
recognized journal within the year													
TECHNICAL ADVISORY EXTENSION PROGRAM	3301000000000000												
OO : Community engagement increased													
Outcome Indicator													
1. Number of active partnerships with LGUs,		25	3	3		31	35	2	2		39	>8	
industries, NGOs, NGAs, SMEs, and													
other stakeholders as a result of													
extension activities													
Output Indicators													
1. Number of trainees weighted by the		2,698	9,046	3,334	792	15,870	1,085	6,381	7,416		14,882	<988	
length of training													
2. Number of extension programs organized		2	6	7	2	17	5	5	8		18	<1	
and supported consistent with the SUC's													
mandated and priority programs													
3. Percentage of beneficiaries who rate the		88% (1,002/1,139)	90% (3,826/4,252)	91% (1,658/1,822)	92% (347/379)	90% (6,833/7,592)	93.22%(1,004/1,077)	99%(7,495/7,566)	99.59%(9,862/9,902)		98.98%(17,257/17,435)	>8.98%	The University used total number of participants as the denominator
training course/s as satisfactory or higher													
in terms of quality and relevance													

Prepared By:

SARAH C. ALVAREZ
PLANNING OFFICER
2022-10-21 16:29:25

In coordination with:

LORNA N. EJARR
BUDGET OFFICER
2022-10-21 16:29:25

Approved By:

FELICIANO P. JACOBA
HEAD OF AGENCY
2022-10-21 16:38:15