

FY 2021 PHYSICAL PLAN

Department : State Universities and Colleges (SUCs)
 Agency : Nueva Ecija University of Science and Technology
 Operating Unit : <not applicable>
 Organization Code : 08 032 0000000

Particulars	UACS CODE	Current Year Accomplishments			Physical Target (Budget Year)					Variance	Remarks
		Actual Jan.1-	Estimate Oct.1-	Total	Total	1st Quarter	2nd Quarter	3rd Quarter	4th Quarter		
1	2	3	4	5 = 3 + 4	6 = 7+8+9+10	7	8	9	10	11	12
Part A											
I. Organizational Outcome											
OO : Relevant and quality tertiary education ensured to achieve inclusive growth and access of poor but deserving students to quality tertiary education increased	3101000000000000										
HIGHER EDUCATION PROGRAM											
Outcome Indicators											
1. Percentage of first-time licensure exam takers that pass the licensure exams		67% (98/146)	0%	67% (98/146)	60% (998/1,665)	6% (100/1,665)	12% (200/1,665)	18% (300/1,665)	24% (398/1,665)		
2. Percentage of graduates (2 years prior) that are employed		20% (847/4,232)	0%	20% (847/4,232)	25% (898/3,590)	3% (100/3,590)	6% (200/3,590)	8% (300/3,590)	8% (298/3,590)		
Output Indicators											
1. Percentage of undergraduate students enrolled in CHED-identified and RDC-identified priority programs		96% (37,857/39,427)	96% (20,424/21,363)	96% (58,281/60,790)	91% (18,246/20,050)	85% (17,000/20,050)		97% (19,492/20,050)			
2. Percentage of undergraduate programs with accreditation		100% (47/47)	0%	100% (47/47)	100% (61/61)			100% (61/61)			
OO : Higher education research improved to promote economic productivity and innovation	3201000000000000										
ADVANCED EDUCATION PROGRAM											
Outcome Indicator											
1. Percentage of graduate school faculty engaged in research work applied in any											


Department : State Universities and Colleges (SUCs)
 Agency : Nueva Ecija University of Science and Technology
 Operating Unit : <not applicable>
 Organization Code : 08 032 0000000

Particulars	UACS CODE	Current Year Accomplishments			Physical Target (Budget Year)					Variance	Remarks
		Actual Jan.1-	Estimate Oct.1-	Total	Total	1st Quarter	2nd Quarter	3rd Quarter	4th Quarter		
1	2	3	4	5 = 3 +4	6 = 7+8+9+10	7	8	9	10	11	12
of the following:											
a. pursuing advanced research degree programs (Ph.D.) or		50% (13/26)	0%	50% (13.26)	40% (8/19)	21% (4/19)		21% (4/19)			
b. actively pursuing in the last three (3) years (investigative research, basic and applied scientific research, policy research, social science research) or		69% (18/26)	11% (3/26)	80% (21/26)	80% (15/19)	11% (2/19)	26% (5/19)	26% (5/19)	16% (3/19)		
c. producing technologies for commercialization or livelihood improvement or		46% (12/26)	0%	46% (12/26)	20% (4/19)		10% (2/19)	10% (2/19)			
d. whose research work resulted in an extension program		19% (5/26)	2% (.52/26)	21% (5.52/26)	37% (7/19)	5% (1/19)	11% (2/19)	16% (3/19)	5% (1/19)		
Output Indicators											
1. Percentage of graduate students enrolled in research degree programs		82% (1,997/2,434)	0%	82% (1,997/2,434)	78% (975/1,250)	72% (900/1,250)		84% (1,050/1,250)			
2. Percentage of accredited graduate programs		100% (15/15)	100% (15/15)	100% (15/15)	100% (17/17)			100% (17/17)			
RESEARCH PROGRAM											
Outcome Indicator											
1. Number of research outputs in the last three years utilized by the industry or by other beneficiaries		3	0	3	6	1	1	2	2		
Output Indicators											
1. Number of research outputs completed within the year		38	0	38	50	10	10	15	15		
2. Percentage of research outputs published in internationally-refereed or CHED		45% (30/67)	0%	45% (30/67)	18% (22/123)	4% (5/123)	4% (5/123)	5% (6/123)	5 (6/123)		

Department : State Universities and Colleges (SUCs)
 Agency : Nueva Ecija University of Science and Technology
 Operating Unit : <not applicable>
 Organization Code : 08 032 0000000


Particulars	UACS CODE	Current Year Accomplishments			Physical Target (Budget Year)					Variance	Remarks
		Actual Jan. 1-	Estimate Oct. 1-	Total	Total	1st Quarter	2nd Quarter	3rd Quarter	4th Quarter		
1	2	3	4	5 = 3 + 4	6 = 7+8+9+10	7	8	9	10	11	12
recognized journal within the year											
OO : Community engagement increased	3301000000000000										
TECHNICAL ADVISORY EXTENSION PROGRAM											
Outcome Indicator											
1. Number of active partnerships with LGUs, industries, NGOs, NGAs, SMEs, and other stakeholders as a result of extension activities		13	0	13	12	2	4	4	2		
Output Indicators											
1. Number of trainees weighted by the length of training		10,258	572	10,830	10,830	1,000	3,000	4,000	2,830		
2. Number of extension programs organized AND supported CONSISTENT WITH the SUC's mandated and priority programs		9	5	14	16	3	4	4	5		
3. Percentage of beneficiaries who rate the training course/s as satisfactory or higher in terms of quality and relevance		88% (6,706.71/7,592.50)	0%	88% (6,706.71/7,592.50)	89% (6,453/7,250)	85% (6,163/7,250)	89% (6,452/7,250)	89% (6,452/7,250)	93% (6,743/7,250)		

Prepared By / Certified Correct :


 LORNA N. EJAR
 BUDGET OFFICER


Date: 2021-01-15 11:40:54.0

In coordination with / Certified Correct :


 SARAH C. ALVAREZ
 PLANNING OFFICER

Date: 2021-01-15 11:40:54.0

Approved By :


 FELICIANO P. JACOBA
 AGENCY HEAD

Date: 2021-01-15 14:13:28.0