


SUMMARY OF APPROPRIATIONS, ALLOTMENTS, OBLIGATIONS, DISBURSEMENTS AND BALANCES BY OBJECT OF EXPENDITURES
As of June 30, 2016

Department: STATE UNIVERSITIES AND COLLEGES
Agency : NUEVA ECIJA UNIVERSITY OF SCIENCE AND TECHNOLOGY
Operating Unit : Campuses (6)
Organization Code : 08 032 00 00000
Funding Source Code (as clustered) : 206441


Program/Activity/Project (P/A/P)	UACS CODE	Appropriations			Budget Utilization					Disbursements					Balances		
		Approved Budgeted Revenue	Adjustments (Additions, Reductions, Realignment)	Adjusted Budgeted Revenue	1st Quarter Ending March 31	2nd Qtr Ending June 30	3rd Qtr Ending Sept 30	4th Qtr Ending Dec 31	Total	1st Quarter Ending March 31	2nd Qtr Ending June 30	3rd Qtr Ending Sept 30	4th Qtr Ending Dec 31	Total	Unutilized Budget	Unpaid Utilizations (10-15) =(17+18)	
																Due and Demandable	Not yet Due & Demandable
1	2	3	4	5=(3+4)	6	7	8	9	10=(6+7+8+9)	11	12	13	14	15=(11+12+13+14)	16=(5-10)	17	18
A. AGENCY SPECIFIC BUDGET																	
Personnel Services		41,720,000.00	65,088,470.23	106,808,470.23	12,101,509.56	2,880,716.51	-	-	14,982,226.07	11,903,469.70	2,850,396.75	-	-	14,753,866.45	91,826,244.16	228,359.62	-
Salaries and Wages																	
Salaries and Wages - Regular	5 01 01 010 01	4,000,000.00	10,000,000.00	14,000,000.00	2,993,052.00	123,852.00	-	-	3,116,904.00	2,993,052.00	123,852.00	-	-	3,116,904.00	10,883,096.00	-	-
Salaries and Wages - Part-time	5 01 01 020 00	17,800,000.00	21,565,870.00	39,365,870.00	7,125,350.00	1,652,046.71	-	-	8,777,396.71	7,125,350.00	1,543,449.35	-	-	8,668,799.35	30,588,473.29	108,597.36	-
Other Compensation																	
Representation Allowance	5 01 02 020 00	240,000.00	1,000,000.00	1,240,000.00	-	-	-	-	-	-	-	-	-	-	1,240,000.00	-	-
Transportation Allowance	5 01 02 030 01	240,000.00	1,000,000.00	1,240,000.00	-	-	-	-	-	-	-	-	-	-	1,240,000.00	-	-
Honoraria	5 01 02 100 01	10,390,000.00	5,434,130.00	15,824,130.00	1,573,756.77	636,874.83	-	-	2,210,631.60	1,573,756.77	636,874.83	-	-	2,210,631.60	13,613,498.40	-	-
Hazard Pay	5 01 02 110 05	300,000.00	500,000.00	800,000.00	-	-	-	-	-	-	-	-	-	-	800,000.00	-	-
Overtime and Night Pay	5 01 02 130 01	1,200,000.00	1,088,470.23	2,288,470.23	36,784.55	452,530.73	-	-	489,315.28	27,773.49	452,530.73	-	-	480,304.22	1,799,154.95	9,011.06	-
Year-End Bonus	5 01 02 140 01	-	-	-	-	-	-	-	-	-	-	-	-	-	-	-	-
Other Bonuses and Allowances	5 01 02 990 00	-	-	-	-	-	-	-	-	-	-	-	-	-	-	-	-
Personnel Benefits Contributions																	
Retirement and Life Insurance Premiums	5 01 03 010 00	500,000.00	-	500,000.00	359,166.24	14,862.24	-	-	374,028.48	173,237.50	93,452.34	-	-	266,689.84	125,971.52	107,338.64	-
Philhealth Contributions	5 01 03 030 01	50,000.00	-	50,000.00	13,400.00	550.00	-	-	13,950.00	10,299.94	237.50	-	-	10,537.44	36,050.00	3,412.56	-
Other Personnel Benefits	5 01 04 990 99	7,000,000.00	24,500,000.00	31,500,000.00	-	-	-	-	-	-	-	-	-	-	31,500,000.00	-	-
Maintenance & Other Operating Expenses		52,879,033.52	47,774,487.85	100,653,521.37	9,141,638.98	5,352,773.39	-	-	14,494,412.37	5,173,723.86	4,843,204.83	-	-	10,016,928.69	86,159,109.00	4,477,483.68	-
Travelling Expenses																	
Travelling Expenses - Local	5 02 01 010 00	1,131,452.00	928,439.20	2,059,891.20	56,382.00	27,840.32	-	-	84,222.32	55,382.00	27,840.32	-	-	83,222.32	1,975,668.88	1,000.00	-
Travelling Expenses - Foreign	5 02 01 020 00	200,000.00	-	200,000.00	-	-	-	-	-	-	-	-	-	-	200,000.00	-	-
Training and Scholarship Expenses																	
Training Expenses	5 02 02 010 00	3,628,634.75	4,000,000.00	7,628,634.75	260,305.00	132,532.00	-	-	392,837.00	126,750.00	249,632.00	-	-	376,382.00	7,235,797.75	16,455.00	-
Scholarship Grants/Expenses	5 02 02 020 00	1,550,000.00	455,000.00	2,005,000.00	335,000.00	-	-	-	335,000.00	285,000.00	50,000.00	-	-	335,000.00	1,670,000.00	-	-
Supplies and Materials Expenses																	
Office Supplies Expenses	5 02 03 010 00	7,740,960.18	5,833,440.60	13,574,400.78	1,245,411.60	682,424.78	-	-	1,927,836.38	53,196.60	967,764.24	-	-	1,020,960.84	11,646,564.40	906,875.54	-
Accountable Forms Expenses	5 02 03 020 00	550,000.00	1,000,000.00	1,550,000.00	-	-	-	-	-	-	-	-	-	-	1,550,000.00	-	-
Animal/Zoological Supplies Expenses	5 02 03 040 00	230,000.00	300,000.00	530,000.00	-	197,553.00	-	-	197,553.00	-	91,203.00	-	-	91,203.00	332,447.00	106,350.00	-
Food Supplies Expenses	5 02 03 050 00	-	-	-	-	-	-	-	-	-	-	-	-	-	-	-	-
Drugs and Medicines Expenses	5 02 03 070 00	-	-	-	-	-	-	-	-	-	-	-	-	-	-	-	-
Medical, Dental & Laboratory Supplies Exp.	5 02 03 080 00	1,200,000.00	374,968.00	1,574,968.00	371,294.00	123,504.00	-	-	494,798.00	296,594.00	158,304.00	-	-	454,898.00	1,080,170.00	39,900.00	-
Fuel, Oil and Lubricants Expenses	5 02 03 090 00	450,000.00	300,000.00	750,000.00	24,105.28	5,500.00	-	-	29,605.28	16,605.28	13,000.00	-	-	29,605.28	720,394.72	-	-
Agricultural Supplies Expenses	5 02 03 100 00	260,698.34	400,000.00	660,698.34	-	-	-	-	-	-	-	-	-	-	660,698.34	-	-
Textbooks and Instructional Materials	5 02 03 110 01	2,237,344.40	-	2,237,344.40	309,833.85	48,690.00	-	-	358,523.85	226,653.85	32,850.00	-	-	259,503.85	1,878,820.55	99,020.00	-
Chemical and Filtering Supplies Expenses	5 02 03 130 00	-	-	-	-	-	-	-	-	-	-	-	-	-	-	-	-
Other Supplies and Materials Expenses	5 02 03 990 00	6,754,011.17	12,630,130.80	19,384,141.97	949,452.71	2,248,472.26	-	-	3,197,924.97	194,360.00	1,020,581.85	-	-	1,214,941.85	16,186,217.00	1,982,983.12	-
Utility Expenses																	
Water Expenses	5 02 04 010 00	500,000.00	500,000.00	1,000,000.00	-	-	-	-	-	-	-	-	-	-	1,000,000.00	-	-
Electricity Expenses	5 02 04 020 00	3,000,000.00	4,500,000.00	7,500,000.00	164,479.70	-	-	-	164,479.70	160,519.29	-	-	-	160,519.29	7,335,520.30	3,960.41	-
Communication Expenses																	
Postage and Courier Services	5 02 05 010 00	10,000.00	30,000.00	40,000.00	-	205.00	-	-	205.00	-	205.00	-	-	205.00	39,795.00	-	-
Telephone Expenses - Mobile	5 02 05 020 01	10,000.00	35,000.00	45,000.00	2,100.00	-	-	-	2,100.00	2,100.00	-	-	-	2,100.00	42,900.00	-	-
Telephone Expenses - Landline	5 02 05 020 02	15,000.00	60,000.00	75,000.00	1,581.75	-	-	-	1,581.75	1,581.75	-	-	-	1,581.75	73,418.25	-	-
Internet Subscription Expenses	5 02 05 030 00	-	60,000.00	60,000.00	-	7,672.42	-	-	7,672.42	-	7,672.42	-	-	7,672.42	52,327.58	-	-
Cable, Satellite, Telegraph & Radio Exp.	5 02 05 040 00	2,000.00	15,000.00	17,000.00	442.40	-	-	-	442.40	442.40	-	-	-	442.40	16,557.60	-	-
Awards/Rewards Expenses	5 02 06 010 00	700,000.00	-	700,000.00	-	-	-	-	-	-	-	-	-	-	700,000.00	-	-
Prizes	5 02 06 020 00	200,000.00	1,000,000.00	1,200,000.00	73,000.00	-	-	-	73,000.00	38,500.00	-	-	-	38,500.00	1,127,000.00	34,500.00	-
Survey expenses	5 02 07 010 00	-	-	-	-	-	-	-	-	-	-	-	-	-	-	-	-
Research, Exploration & Development Expenses	5 02 07 020 00	-	-	-	-	-	-	-	-	-	-	-	-	-	-	-	-
Extraordinary and Miscellaneous Expenses	5 02 10 030 00	-	-	-	-	-	-	-	-	-	-	-	-	-	-	-	-
Professional Services																	
Legal Services	5 02 11 010 00	300,000.00	-	300,000.00	46,000.00	-	-	-	46,000.00	46,000.00	-	-	-	46,000.00	254,000.00	-	-
Auditing Services	5 02 11 020 00	-	-	-	-	-	-	-	-	-	-	-	-	-	-	-	-
Consultancy Services	5 02 11 030 00	100,000.00	-	100,000.00	-	-	-	-	-	-	-	-	-	-	100,000.00	-	-
Other Professional Services	5 02 11 990 00	544,113.00	-	544,113.00	271,324.00	(330.00)	-	-	270,994.00	-	53,900.00	-	-	53,900.00	273,119.00	217,094.00	-
General Services																	
Janitorial Services	5 02 12 020 00	200,000.00	-	200,000.00	-	-	-	-	-	-	-	-	-	-	200,000.00	-	-
Security Services	5 02 12 030 00	-	-	-	-	-	-	-	-	-	-	-	-	-	-	-	-
Other General Services	5 02 12 990 00	100,000.00	-	100,000.00	-	75,890.10	-	-	75,890.10	-	-	-	-	-	24,109.90	75,890.10	-
Repairs & Maintenance																	
RM - Land Improvements	5 02 13 020 00	-	-	-	-	-	-	-	-	-	-	-	-	-	-	-	-
RM - Buildings and Other Structures	5 02 13 040 01	2,600,000.00	3,492,856.95	6,092,856.95	-	-	-	-	-	-	-	-	-	-	6,092,856.95	-	-
RM - School Buildings	5 02 13 040 02	2,300,000.00	4,310,928.00	6,610,928.00	1,979,580.00	-	-	-	1,979,580.00	1,462,080.00	-	-	-	1,462,080.00	4,631,348.00	517,500.00	-
RM - Machinery and Equipment	5 02 13 050 02	200,000.00	200,000.00	400,000.00	-	79,540.00	-	-	79,540.00	-	-	-	-	-	320,460.00	79,540.00	-
RM - Transportation Equipment	5 02 13 060 01	100,000.00	60,750.00	160,750.00	-	-	-	-	-	-	-	-	-	-	160,750.00	-	-
RM - Furnitures and Fixtures	5 02 13 070 00	200,000.00															

Program/Activity/Project (P/A/P)	UACS CODE	Appropriations			Budget Utilization					Disbursements					Balances		
		Approved Budgeted Revenue	Adjustments (Additions, Reductions, Realignment)	Adjusted Budgeted Revenue	1st Quarter Ending March 31	2nd Qtr Ending June 30	3rd Qtr Ending Sept 30	4th Qtr Ending Dec 31	Total	1st Quarter Ending March 31	2nd Qtr Ending June 30	3rd Qtr Ending Sept 30	4th Qtr Ending Dec 31	Total	Unutilized Budget	Unpaid Utilizations (10-15) = (17+18)	
																Due and Demandable	Not yet Due & Demandable
1	2	3	4	5=(3+4)	6	7	8	9	10=(6+7+8+9)	11	12	13	14	15=(11+12+13+14)	16=(5-10)	17	18
RM - Other Property, Plant and Equipment	5 02 13 990 99	183,216.00	100,000.00	283,216.00											283,216.00	-	-
Financial Assistance/Subsidy																	
Subsidy to National Government Agencies																	
Financial Assistance to Local Government Units																	
Taxes, Insurance Premiums and Other Fees																	
Taxes, Duties and Licenses	5 02 15 010 01	50,000.00		50,000.00	3,144.00	873.00			4,017.00	644.00	373.00			1,017.00	45,983.00	3,000.00	
Fidelity Bond Premiums	5 02 15 020 00	50,000.00		50,000.00											50,000.00		
Insurance Expenses	5 02 15 030 00	30,000.00		30,000.00											30,000.00		
Labor and Wages	5 02 16 010 00	7,574,000.00	2,100,000.00	9,674,000.00	1,032,311.50	1,314,672.50			2,346,984.00	974,407.50	1,298,435.00			2,272,842.50	7,327,016.00	74,141.50	
Other Maintenance & Operating Expenses																	
Advertising Expenses	5 02 99 010 00	25,000.00		25,000.00											25,000.00		
Printing and Publication Expenses	5 02 99 020 00	500,000.00	1,420,958.00	1,920,958.00	450,104.00	27,580.00			477,684.00		385,884.00			385,884.00	1,443,274.00	91,800.00	
Representation Expenses	5 02 99 030 00	4,690,000.00	2,394,314.80	7,084,314.80	889,241.50	210,160.00			1,099,401.50	562,861.50	452,080.00			1,014,941.50	5,984,913.30	84,460.00	
Transportation and Delivery Expenses	5 02 99 040 00	130,000.00		130,000.00	2,000.00				2,000.00						128,000.00	2,000.00	
Rent/Lease Expenses	5 02 99 050 00	100,000.00	247,701.50	347,701.50	4,500.00				4,500.00						343,201.50	4,500.00	
Membership Dues and Contributions to Orgs.	5 02 99 060 00	25,000.00		25,000.00											25,000.00		
Subscription Expenses	5 02 99 070 00	300,000.00	500,000.00	800,000.00											800,000.00		
Donations	5 02 99 080 00																
Other Maintenance & Operating Expenses	5 02 99 990 99	2,207,603.68	500,000.00	2,707,603.68	670,045.69	169,994.01			840,039.70	670,045.69	33,480.00			703,525.69	1,867,563.98	136,514.01	
Financial Expenses																	
Interest Expenses	5 03 01 020																
Bank Charges	5 03 01 040																
Other Financial Charges	5 03 01 990																
Capital Outlays		81,924,757.68	114,974,460.85	196,899,218.53	21,243,100.89	34,457,926.67			55,701,027.56	16,668,310.89	31,492,784.30			48,161,095.19	141,198,190.97	7,539,932.37	
Property, Plant and Equipment																	
Land	5 06 04 010 01																
Other Land Improvements	5 06 04 020 99	6,632,600.00	24,794,308.50	31,426,908.50	4,047,614.91	(498.00)			4,047,116.91	3,403,318.91	643,798.00			4,047,116.91	27,379,791.59		
Infrastructure Assets																	
Road Networks	5 06 04 020 00																
Water Supply Systems	5 06 04 030 04																
Power Supply Systems	5 06 04 030 05		10,000,000.00	10,000,000.00											10,000,000.00		
Buildings and Other Structures																	
Buildings	5 06 04 040 01	24,069,875.52	15,172,000.00	39,241,875.52	3,262,358.15	4,065,790.96			7,328,149.11	2,962,358.15	4,065,790.96			7,028,149.11	31,913,726.41	300,000.00	
Schoolbuildings	5 06 04 040 02	19,000,000.00	16,317,134.08	35,317,134.08	7,948,764.03	9,354,860.86			17,303,624.89	7,948,764.03	9,354,860.86			17,303,624.89	18,013,509.19		
Hostels and Dormitories	5 06 04 040 06																
Other Structures	5 06 04 040 99	6,400,000.00	12,960,789.68	19,360,789.68	2,234,656.00	7,725,688.48			9,960,344.48	1,018,500.00	5,050,588.48			6,069,088.48	9,400,445.20	3,891,256.00	
Machinery and Equipment																	
Machinery	5 06 04 050 01																
Office Equipment	5 06 04 050 02	3,780,000.00	2,855,898.65	6,635,898.65	1,562,466.80	1,208,886.20			2,771,353.00	627,804.80	1,348,577.00			1,976,381.80	3,864,545.65	794,971.20	
Information & Communication Technology Eqpt	5 06 04 050 03	3,230,000.00	4,707,758.75	7,937,758.75	801,186.00	477,588.17			1,278,774.17	93,910.00	579,496.00			673,406.00	6,658,984.58	605,368.17	
Agricultural & Forestry Equipment	5 06 04 050 04	245,000.00		245,000.00											245,000.00		
Communication Equipment	5 06 04 050 07																
Medical Equipment	5 06 04 050 11	1,345,000.00	2,000,000.00	3,345,000.00	29,000.00				29,000.00		29,000.00			29,000.00	3,316,000.00		
Printing Equipment	5 06 04 050 00																
Sports Equipment	5 06 04 050 13	700,000.00	1,500,000.00	2,200,000.00											2,200,000.00		
Technical and Scientific Equipment	5 06 04 050 14	5,000,000.00	13,000,000.00	18,000,000.00	80,244.00	9,456,000.00			9,536,244.00	55,500.00	9,480,744.00			9,536,244.00	8,463,756.00		
Other Machinery and Equipment	5 06 04 050 99	955,000.00	5,180,221.85	6,135,221.85	883,356.00	1,415,133.00			2,298,489.00	414,995.00	581,586.00			996,581.00	3,836,732.85	1,301,908.00	
Transportation Equipment																	
Motor Vehicles	5 06 04 060 01	1,600,000.00	3,500,000.00	5,100,000.00											5,100,000.00		
Other Transportation Equipment	5 06 04 060 99																
Other Property, Plant and Equipment	5 06 04 090 99	4,300,000.00		4,300,000.00	98,560.00	519,208.00			617,768.00		194,248.00			194,248.00	3,682,232.00	423,520.00	
Watercrafts																	
Furnitures, Fixtures and Books																	
Furnitures and Fixtures	5 06 04 070 01	2,122,282.16	1,486,349.34	3,608,631.50	259,400.00	82,295.00			341,695.00	143,160.00	164,095.00			307,255.00	3,266,936.50	34,440.00	
Books	5 06 04 070 02	2,545,000.00	1,500,000.00	4,045,000.00	35,495.00	152,974.00			188,469.00						3,856,531.00	188,469.00	
GRAND TOTAL		176,523,791.20	227,837,418.93	404,361,210.13	42,486,249.43	42,691,416.57			85,177,666.00	33,745,504.45	39,186,385.88			72,931,890.33	319,183,544.13	12,245,775.67	


Certified Correct:


LORNA N. EJARA
 Budget Officer IV
 Date: July 23, 2016

Certified Correct:


EDUARDO R. GUILLASPER, JR.
 Accountant IV
 Date: July 23, 2016

Recommending Approval


ENGR. ERNESTO A. DELA CRUZ
 Vice President for Admin, Business and Finance
 Date: July 23, 2016

Approved By:

DR. FELICIANA P. JACOBA
 SUC President III
 Date: July 23, 2016

