







Program/Activity/Project (P/A/P)	UACS CODE	Appropriations			Allotments					Current Year Obligations					Current Year Disbursements					Balances				
		Authorized Appropriation	Adjustments (To)/From, Realignment	Adjusted Appropriations	Allotments Received	Adjustments (Withdrawal, Realignment)	Transfer To	Transfer From	Adjusted Total Allotments	1st Quarter Ending March 31	2nd Qtr Ending June 30	3rd Qtr Ending Sept. 30	4th Qtr Ending December 31	Total	1st Quarter Ending March 31	2nd Qtr Ending June 30	3rd Qtr Ending Sept. 30	4th Qtr Ending October 31	Total	Unreleased Appropriations	Unobligated Allotment	Unpaid Obligations (15-20)=(23+24)		
																						Due and Demandable	Not yet Due and Demandable	
1		3	4	5=(3+4)	6	7	8	9	10= (6+(-17)-8+9)	11	12	13	14	15=(11+12+13+14)	16	17	18	19	20=(16+17+18+19)	21=(5-10)	22=(10-15)	23	24	
Technical and Scientific Equipment	5 06 04 050 14																							
Other Machinery and Equipment	5 06 04 050 99																							
Transportation Equipment																								
Motor Vehicles	5 06 04 060 01																							
Other Transportation Equipment	5 06 04 060 99																							
Furnitures, Fixtures and Books																								
Furnitures and Fixtures	5 06 04 070 01																							
Books	5 06 04 070 02																							
Other property, Plant and Equipment	5 06 04 090 99																							
<b>C. AUTOMATIC APPROPRIATIONS</b>		17,086,000.00	-	17,086,000.00	17,086,000.00			1,722,216.00	18,808,216.00	4,285,337.58	4,598,444.14	3,371,519.46	4,709,020.56	16,964,321.74	4,285,337.58	4,598,444.14	3,371,519.46	4,709,020.56	16,964,321.74		1,843,894.26	-	-	
Retirement and Life Insurance Premium	5 01 03 010 00	17,086,000.00	-	17,086,000.00	17,086,000.00			1,722,216.00	18,808,216.00	4,285,337.58	4,598,444.14	3,371,519.46	4,709,020.56	16,964,321.74	4,285,337.58	4,598,444.14	3,371,519.46	4,709,020.56	16,964,321.74		1,843,894.26	-	-	
<b>B. SPECIAL PURPOSE FUNDS</b>					-	-		33,229,400.00	33,229,400.00	3,071,537.17	20,595,551.01	3,278,054.60	6,049,666.14	32,994,808.92	3,071,537.17	20,595,551.01	3,278,054.60	6,049,666.14	32,994,808.92		234,591.08	-	-	
Miscellaneous Personnel Benefits Fund					-	-		14,576,000.00	14,576,000.00	3,071,537.17	3,086,304.01	3,061,537.68	5,124,031.14	14,343,410.00	3,071,537.17	3,086,304.01	3,061,537.68	5,124,031.14	14,343,410.00		232,590.00	-	-	
Salaries, other compensation and contributions (Lump-sum for salary adjustments)	5-01-01-010 01																							
Productivity Enhancement Incentive-Civilian	5 01 02 990 12																							
Midyear Bonus	5-01-02-140 01							13,689,159.00	13,689,159.00		12,761,524.00		925,635.00	13,687,159.00		12,761,524.00		925,635.00	13,687,159.00		2,000.00			
Performance-Based Bonus-Civilian	5 01 02 990 14							4,604,000.00	4,604,000.00		4,604,000.00			4,604,000.00		4,604,000.00			4,604,000.00					
Other Personnel Benefits																								
Retirement Gratuity	5-01-04-020 01																							
Terminal Leave Benefits	5 01 04 030 01							360,241.00	360,241.00		143,723.00	216,516.92		360,239.92		143,723.00	216,516.92		360,239.92		1.08			
Rehabilitation and Reconstruction Program																								
Schoolbuildings	5 06 04 040 02																							
Office Equipment	5 06 04 050 02																							
<b>II. PRIOR YEAR BUDGET/CONTINUING APPROPRIATIONS</b>		34,343,859.41		34,343,859.41	34,343,859.41				34,343,859.41	12,530,567.58	5,055,850.38	8,260,846.32	5,092,907.27	30,940,171.55	11,113,441.99	5,472,745.67	8,531,466.66	5,822,517.23	30,940,171.55		3,403,687.86	(0.00)	-	
Maintenance & Other Operating Expenses		24,064,557.39		24,064,557.39	24,064,557.39				24,064,557.39	6,908,698.35	3,621,675.85	5,037,588.06	5,092,907.27	20,660,869.53	5,491,572.76	4,038,571.14	5,308,208.40	5,822,517.23	20,660,869.53		3,403,687.86	(0.00)	-	
Capital Outlays		10,279,302.02		10,279,302.02	10,279,302.02				10,279,302.02	5,621,869.23	1,434,174.53	3,223,258.26		10,279,302.02	5,621,869.23	1,434,174.53	3,223,258.26		10,279,302.02					
<b>GRAND TOTAL</b>		387,055,859.41		387,055,859.41	355,379,686.41			34,951,616.00	390,331,302.41	63,798,088.08	81,616,259.35	69,963,457.05	120,159,157.25	335,536,961.73	60,783,540.46	80,847,739.96	72,932,754.93	120,972,926.38	335,536,961.73	31,676,173.00	54,794,340.68	(0.00)	-	


Certified Correct:

  
LORNA N. EJAR  
DIC-FMO / BO IV  
Date: January 28, 2017

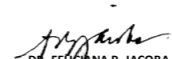
Certified Correct:

  
EDUARDO R. GUILLASPER, JR.  
Accountant IV  
Date: January 28, 2017

Recommending Approval:

  
ENGR. ERNESTO A. DELA CRUZ  
Vice President for Admin, Business and Finance  
Date: January 28, 2017

Approved by:

  
DR. FELICIANO P. JACOBA  
SUC President III  
Date: January 28, 2017

