

**SUMMARY OF APPROVED BUDGET, UTILIZATIONS, DISBURSEMENTS AND BALANCES BY OBJECT OF EXPENDITURES**  
**(For Off-Budgetary Funds)**  
**As at the Quarter Ending September 30, 2023**

**Department** : State Universities and Colleges (SUCs)  
**Agency/Entity** : Nueva Ecija University of Science and Technology  
**Operating Unit** : < not applicable >  
**Organization Code (UACS)** : 08 032 0000000  
**Fund Cluster** : 05 - Internally Generated Funds  
 (e.g. UACS Fund Cluster: 05-Internally Generated Funds and 06-Business Related Funds)

Particulars	UACS CODE	Approved Budget			Utilizations					Disbursements					Balances		
		Approved Budgeted Revenue	Adjustments (Reductions, Modifications/ Augmentations)	Adjusted Budgeted Revenue	1st Quarter Ending March 31	2nd Quarter Ending June 30	3rd Quarter Ending September 30	4th Quarter Ending December 31	Total	1st Quarter Ending March 31	2nd Quarter Ending June 30	3rd Quarter Ending September 30	4th Quarter Ending December 31	Total	Unutilized Budget	Unpaid Obligations (10-15)=(17+18)	
1	2	3	4	5=[(3+(-)4)]	6	7	8	9	10=(6+7+8+9)	11	12	13	14	15=(11+12+13+14)	16=(5-10)	17	18
<b>SUMMARY</b>																	
<b>A. AGENCY SPECIFIC BUDGET</b>																	
<b>Personnel Services</b>		<b>110,561,283.00</b>	<b>123,630,225.00</b>	<b>234,191,508.00</b>	<b>8,575,768.00</b>	<b>15,922,517.00</b>	<b>7,273,758.00</b>	<b>0.00</b>	<b>31,772,043.00</b>	<b>7,712,234.00</b>	<b>15,832,561.00</b>	<b>6,838,894.00</b>	<b>0.00</b>	<b>30,383,689.00</b>	<b>202,419,465.00</b>	<b>1,382,605.00</b>	<b>5,749.00</b>
Salaries and Wages	5010100000	65,225,243.00	69,089,503.00	134,314,746.00	2,720,694.00	7,164,045.00	1,756,671.00	0.00	11,641,410.00	2,632,825.00	6,908,674.00	1,428,440.00	0.00	10,969,939.00	122,673,336.00	671,471.00	0.00
Salaries and Wages - Regular	5010101000	0.00	13,809,612.00	13,809,612.00	0.00	0.00	0.00	0.00	0.00	0.00	0.00	0.00	0.00	0.00	13,809,612.00	0.00	0.00
Basic Salary - Civilian	5010101001	0.00	13,809,612.00	13,809,612.00	0.00	0.00	0.00	0.00	0.00	0.00	0.00	0.00	0.00	0.00	13,809,612.00	0.00	0.00
Salaries and Wages - Casual/Contractual	5010102000	65,225,243.00	55,279,891.00	120,505,134.00	2,720,694.00	7,164,045.00	1,756,671.00	0.00	11,641,410.00	2,632,825.00	6,908,674.00	1,428,440.00	0.00	10,969,939.00	108,863,724.00	671,471.00	0.00
Salaries and Wages - Casual/Contractual	5010102000	65,225,243.00	55,279,891.00	120,505,134.00	2,720,694.00	7,164,045.00	1,756,671.00	0.00	11,641,410.00	2,632,825.00	6,908,674.00	1,428,440.00	0.00	10,969,939.00	108,863,724.00	671,471.00	0.00
Other Compensation	5010200000	42,109,540.00	46,638,593.00	88,748,133.00	5,349,597.00	8,128,467.00	4,873,584.00	0.00	18,351,648.00	4,573,744.00	8,293,882.00	4,912,461.00	0.00	17,780,087.00	70,396,485.00	565,624.00	5,937.00
Honoraria	5010210000	30,500,000.00	39,590,238.00	70,090,238.00	4,541,489.00	7,464,368.00	4,056,975.00	0.00	16,062,832.00	3,765,636.00	7,629,783.00	4,095,852.00	0.00	15,491,271.00	54,027,406.00	565,624.00	5,937.00
Honoraria - Civilian	5010210001	30,500,000.00	39,590,238.00	70,090,238.00	4,541,489.00	7,464,368.00	4,056,975.00	0.00	16,062,832.00	3,765,636.00	7,629,783.00	4,095,852.00	0.00	15,491,271.00	54,027,406.00	565,624.00	5,937.00
Overtime and Night Pay	5010213000	11,609,540.00	7,048,355.00	18,657,895.00	808,108.00	664,099.00	816,609.00	0.00	2,288,816.00	808,108.00	664,099.00	816,609.00	0.00	2,288,816.00	16,369,079.00	0.00	0.00
Overtime Pay	5010213001	11,609,540.00	7,048,355.00	18,657,895.00	808,108.00	664,099.00	816,609.00	0.00	2,288,816.00	808,108.00	664,099.00	816,609.00	0.00	2,288,816.00	16,369,079.00	0.00	0.00
Personnel Benefit Contributions	5010300000	3,226,500.00	7,902,129.00	11,128,629.00	505,477.00	630,005.00	643,503.00	0.00	1,778,985.00	505,665.00	630,005.00	497,993.00	0.00	1,633,663.00	9,349,644.00	145,510.00	(188.00)
Retirement and Life Insurance Premiums	5010301000	2,340,000.00	6,685,692.00	9,025,692.00	387,305.00	482,305.00	492,993.00	0.00	1,362,603.00	387,305.00	482,305.00	393,243.00	0.00	1,262,853.00	7,663,089.00	99,750.00	0.00
Retirement and Life Insurance Premiums	5010301000	2,340,000.00	6,685,692.00	9,025,692.00	387,305.00	482,305.00	492,993.00	0.00	1,362,603.00	387,305.00	482,305.00	393,243.00	0.00	1,262,853.00	7,663,089.00	99,750.00	0.00
Pag-IBIG Contributions	5010302000	180,000.00	424,300.00	604,300.00	32,600.00	40,600.00	39,500.00	0.00	112,700.00	32,600.00	40,600.00	17,900.00	0.00	91,100.00	491,600.00	21,600.00	0.00
Pag-IBIG - Civilian	5010302001	180,000.00	424,300.00	604,300.00	32,600.00	40,600.00	39,500.00	0.00	112,700.00	32,600.00	40,600.00	17,900.00	0.00	91,100.00	491,600.00	21,600.00	0.00
PhilHealth Contributions	5010303000	526,500.00	592,927.00	1,119,427.00	82,492.00	103,220.00	107,040.00	0.00	292,752.00	82,680.00	103,220.00	83,720.00	0.00	269,620.00	826,675.00	23,320.00	(188.00)
PhilHealth - Civilian	5010303001	526,500.00	592,927.00	1,119,427.00	82,492.00	103,220.00	107,040.00	0.00	292,752.00	82,680.00	103,220.00	83,720.00	0.00	269,620.00	826,675.00	23,320.00	(188.00)
Employees Compensation Insurance Premiums (ECIP)	5010304000	180,000.00	199,210.00	379,210.00	3,080.00	3,880.00	3,970.00	0.00	10,930.00	3,080.00	3,880.00	3,130.00	0.00	10,090.00	368,280.00	840.00	0.00
ECIP - Civilian	5010304001	180,000.00	199,210.00	379,210.00	3,080.00	3,880.00	3,970.00	0.00	10,930.00	3,080.00	3,880.00	3,130.00	0.00	10,090.00	368,280.00	840.00	0.00
<b>Maintenance and Other Operating Expenses</b>		<b>207,436,511.00</b>	<b>301,073,062.00</b>	<b>508,509,573.00</b>	<b>37,945,643.00</b>	<b>36,506,394.00</b>	<b>34,829,018.00</b>	<b>0.00</b>	<b>109,281,055.00</b>	<b>23,000,890.00</b>	<b>33,273,523.00</b>	<b>34,395,816.00</b>	<b>0.00</b>	<b>90,670,229.00</b>	<b>399,228,518.00</b>	<b>1,485,730.00</b>	<b>17,125,096.00</b>
Traveling Expenses	5020100000	7,150,000.00	25,244,152.00	32,394,152.00	147,955.00	159,150.00	985,914.00	0.00	1,293,019.00	128,570.00	156,900.00	985,164.00	0.00	1,270,634.00	31,101,133.00	22,385.00	0.00
Traveling Expenses - Local	5020101000	5,350,000.00	17,639,700.00	22,989,700.00	147,955.00	129,150.00	476,885.00	0.00	753,990.00	128,570.00	126,900.00	476,135.00	0.00	731,605.00	22,235,710.00	22,385.00	0.00
Traveling Expenses - Local	5020101000	5,350,000.00	17,639,700.00	22,989,700.00	147,955.00	129,150.00	476,885.00	0.00	753,990.00	128,570.00	126,900.00	476,135.00	0.00	731,605.00	22,235,710.00	22,385.00	0.00
Traveling Expenses - Foreign	5020102000	1,800,000.00	7,604,452.00	9,404,452.00	0.00	30,000.00	509,029.00	0.00	539,029.00	0.00	30,000.00	509,029.00	0.00	539,029.00	8,865,423.00	0.00	0.00
Traveling Expenses - Foreign	5020102000	1,800,000.00	7,604,452.00	9,404,452.00	0.00	30,000.00	509,029.00	0.00	539,029.00	0.00	30,000.00	509,029.00	0.00	539,029.00	8,865,423.00	0.00	0.00

**Department** : State Universities and Colleges (SUCs)  
**Agency/Entity** : Nueva Ecija University of Science and Technology  
**Operating Unit** : < not applicable >  
**Organization Code (UACS)** : 08 032 0000000  
**Fund Cluster** : 05 - Internally Generated Funds  
 (e.g. UACS Fund Cluster: 05-Internally Generated Funds and 06-Business Related Funds)

Particulars	UACS CODE	Approved Budget			Utilizations					Disbursements					Balances		
		Approved Budgeted Revenue	Adjustments (Reductions, Modifications/ Augmentations)	Adjusted Budgeted Revenue	1st Quarter Ending March 31	2nd Quarter Ending June 30	3rd Quarter Ending September 30	4th Quarter Ending December 31	Total	1st Quarter Ending March 31	2nd Quarter Ending June 30	3rd Quarter Ending September 30	4th Quarter Ending December 31	Total	Unutilized Budget	Unpaid Obligations (10-15)=(17+18)	
																Due and Demandable	Not Yet Due and Demandable
1	2	3	4	5=[(3+(-)4)]	6	7	8	9	10=(6+7+8+9)	11	12	13	14	15=(11+12+13+14)	16=(5-10)	17	18
<b>SUMMARY</b>																	
<b>A. AGENCY SPECIFIC BUDGET</b>																	
Training and Scholarship Expenses	5020200000	14,700,000.00	16,453,718.00	31,153,718.00	1,168,703.00	2,826,913.00	2,912,896.00	0.00	6,908,512.00	1,087,748.00	2,765,133.00	2,698,062.00	0.00	6,550,943.00	24,245,206.00	357,569.00	0.00
Training Expenses	5020201000	5,200,000.00	7,876,280.00	13,076,280.00	768,703.00	2,426,913.00	2,587,896.00	0.00	5,783,512.00	687,748.00	2,365,133.00	2,423,062.00	0.00	5,475,943.00	7,292,768.00	307,569.00	0.00
Training Expenses	5020201002	5,200,000.00	7,876,280.00	13,076,280.00	768,703.00	2,426,913.00	2,587,896.00	0.00	5,783,512.00	687,748.00	2,365,133.00	2,423,062.00	0.00	5,475,943.00	7,292,768.00	307,569.00	0.00
Scholarship Grants/Expenses	5020202000	9,500,000.00	8,577,438.00	18,077,438.00	400,000.00	400,000.00	325,000.00	0.00	1,125,000.00	400,000.00	400,000.00	275,000.00	0.00	1,075,000.00	16,952,438.00	50,000.00	0.00
Scholarship Grants/Expenses	5020202000	9,500,000.00	8,577,438.00	18,077,438.00	400,000.00	400,000.00	325,000.00	0.00	1,125,000.00	400,000.00	400,000.00	275,000.00	0.00	1,075,000.00	16,952,438.00	50,000.00	0.00
Supplies and Materials Expenses	5020300000	56,674,170.00	77,309,270.00	133,983,440.00	12,155,644.00	9,089,001.00	13,055,042.00	0.00	34,299,687.00	3,266,736.00	6,818,347.00	12,834,149.00	0.00	22,919,232.00	99,683,753.00	155,293.00	11,225,162.00
Office Supplies Expenses	5020301000	18,388,130.00	37,028,870.00	55,417,000.00	3,485,144.00	3,032,038.00	2,518,788.00	0.00	9,035,970.00	726,014.00	1,103,235.00	4,753,729.00	0.00	6,582,978.00	46,381,030.00	8,082.00	2,444,910.00
ICT Office Supplies	5020301001	3,018,898.00	16,353,308.00	19,372,206.00	1,985,770.00	749,274.00	1,955,867.00	0.00	4,690,911.00	0.00	61,811.00	2,778,813.00	0.00	2,840,624.00	14,681,295.00	6,388.00	1,843,899.00
Office Supplies Expenses	5020301002	15,369,232.00	20,675,562.00	36,044,794.00	1,499,374.00	2,282,764.00	562,921.00	0.00	4,345,059.00	726,014.00	1,041,424.00	1,974,916.00	0.00	3,742,354.00	31,699,735.00	1,694.00	601,011.00
Accountable Forms Expenses	5020302000	500,000.00	5,744,300.00	6,244,300.00	0.00	0.00	0.00	0.00	0.00	0.00	0.00	0.00	0.00	0.00	6,244,300.00	0.00	0.00
Accountable Forms Expenses	5020302000	500,000.00	5,744,300.00	6,244,300.00	0.00	0.00	0.00	0.00	0.00	0.00	0.00	0.00	0.00	0.00	6,244,300.00	0.00	0.00
Animal/Zoological Supplies Expenses	5020304000	1,500,000.00	5,119,196.00	6,619,196.00	110,760.00	302,600.00	168,900.00	0.00	582,260.00	104,826.00	224,141.00	80,236.00	0.00	409,203.00	6,036,936.00	4,157.00	168,900.00
Animal/Zoological Supplies Expenses	5020304000	1,500,000.00	5,119,196.00	6,619,196.00	110,760.00	302,600.00	168,900.00	0.00	582,260.00	104,826.00	224,141.00	80,236.00	0.00	409,203.00	6,036,936.00	4,157.00	168,900.00
Drugs and Medicines Expenses	5020307000	1,500,000.00	2,495,250.00	3,995,250.00	0.00	0.00	0.00	0.00	0.00	0.00	0.00	0.00	0.00	0.00	3,995,250.00	0.00	0.00
Drugs and Medicines Expenses	5020307000	1,500,000.00	2,495,250.00	3,995,250.00	0.00	0.00	0.00	0.00	0.00	0.00	0.00	0.00	0.00	0.00	3,995,250.00	0.00	0.00
Medical, Dental and Laboratory Supplies Expenses	5020308000	2,000,000.00	4,760,400.00	6,760,400.00	353,608.00	0.00	52,500.00	0.00	406,108.00	0.00	353,608.00	0.00	0.00	353,608.00	6,354,292.00	0.00	52,500.00
Medical, Dental and Laboratory Supplies Expenses	5020308000	2,000,000.00	4,760,400.00	6,760,400.00	353,608.00	0.00	52,500.00	0.00	406,108.00	0.00	353,608.00	0.00	0.00	353,608.00	6,354,292.00	0.00	52,500.00
Fuel, Oil and Lubricants Expenses	5020309000	1,000,000.00	3,085,835.00	4,085,835.00	79,368.00	143,987.00	192,850.00	0.00	416,205.00	69,895.00	142,087.00	183,250.00	0.00	395,232.00	3,669,630.00	20,973.00	0.00
Fuel, Oil and Lubricants Expenses	5020309000	1,000,000.00	3,085,835.00	4,085,835.00	79,368.00	143,987.00	192,850.00	0.00	416,205.00	69,895.00	142,087.00	183,250.00	0.00	395,232.00	3,669,630.00	20,973.00	0.00
Agricultural and Marine Supplies Expenses	5020310000	1,500,000.00	3,401,070.00	4,901,070.00	0.00	50,850.00	29,690.00	0.00	80,540.00	0.00	0.00	50,850.00	0.00	50,850.00	4,820,530.00	0.00	29,690.00
Agricultural and Marine Supplies Expenses	5020310000	1,500,000.00	3,401,070.00	4,901,070.00	0.00	50,850.00	29,690.00	0.00	80,540.00	0.00	0.00	50,850.00	0.00	50,850.00	4,820,530.00	0.00	29,690.00
Textbooks and Instructional Materials Expenses	5020311000	3,500,000.00	12,997,789.00	16,497,789.00	483,086.00	0.00	729,456.00	0.00	1,212,542.00	0.00	63,780.00	134,448.00	0.00	198,228.00	15,285,247.00	4,629.00	1,009,685.00
Textbooks and Instructional Materials Expenses	5020311001	3,500,000.00	12,997,789.00	16,497,789.00	483,086.00	0.00	729,456.00	0.00	1,212,542.00	0.00	63,780.00	134,448.00	0.00	198,228.00	15,285,247.00	4,629.00	1,009,685.00
Chemical and Filtering Supplies Expenses	5020313000	0.00	1,365,849.00	1,365,849.00	59,390.00	15,600.00	0.00	0.00	74,990.00	46,813.00	24,577.00	3,600.00	0.00	74,990.00	1,290,859.00	0.00	0.00
Chemical and Filtering Supplies Expenses	5020313000	0.00	1,365,849.00	1,365,849.00	59,390.00	15,600.00	0.00	0.00	74,990.00	46,813.00	24,577.00	3,600.00	0.00	74,990.00	1,290,859.00	0.00	0.00
Other Supplies and Materials Expenses	5020399000	26,786,040.00	1,310,711.00	28,096,751.00	7,584,288.00	5,543,926.00	9,362,858.00	0.00	22,491,072.00	2,319,188.00	4,906,919.00	7,628,036.00	0.00	14,854,143.00	5,605,679.00	117,452.00	7,519,477.00
Other Supplies and Materials Expenses	5020399000	26,786,040.00	1,310,711.00	28,096,751.00	7,584,288.00	5,543,926.00	9,362,858.00	0.00	22,491,072.00	2,319,188.00	4,906,919.00	7,628,036.00	0.00	14,854,143.00	5,605,679.00	117,452.00	7,519,477.00
Utility Expenses	5020400000	11,000,000.00	30,247,786.00	41,247,786.00	1,389,547.00	2,162,972.00	0.00	0.00	3,552,519.00	1,389,547.00	2,162,972.00	0.00	0.00	3,552,519.00	37,695,267.00	0.00	0.00
Water Expenses	5020401000	1,000,000.00	5,968,526.00	6,968,526.00	64,379.00	0.00	0.00	0.00	64,379.00	64,379.00	0.00	0.00	0.00	64,379.00	6,904,147.00	0.00	0.00
Water Expenses	5020401000	1,000,000.00	5,968,526.00	6,968,526.00	64,379.00	0.00	0.00	0.00	64,379.00	64,379.00	0.00	0.00	0.00	64,379.00	6,904,147.00	0.00	0.00
Electricity Expenses	5020402000	10,000,000.00	24,279,260.00	34,279,260.00	1,325,168.00	2,162,972.00	0.00	0.00	3,488,140.00	1,325,168.00	2,162,972.00	0.00	0.00	3,488,140.00	30,791,120.00	0.00	0.00
Electricity Expenses	5020402000	10,000,000.00	24,279,260.00	34,279,260.00	1,325,168.00	2,162,972.00	0.00	0.00	3,488,140.00	1,325,168.00	2,162,972.00	0.00	0.00	3,488,140.00	30,791,120.00	0.00	0.00

**Department** : State Universities and Colleges (SUCs)  
**Agency/Entity** : Nueva Ecija University of Science and Technology  
**Operating Unit** : < not applicable >  
**Organization Code (UACS)** : 08 032 0000000  
**Fund Cluster** : 05 - Internally Generated Funds  
 (e.g. UACS Fund Cluster: 05-Internally Generated Funds and 06-Business Related Funds)

Particulars	UACS CODE	Approved Budget			Utilizations					Disbursements					Balances		
		Approved Budgeted Revenue	Adjustments (Reductions, Modifications/ Augmentations)	Adjusted Budgeted Revenue	1st Quarter Ending March 31	2nd Quarter Ending June 30	3rd Quarter Ending September 30	4th Quarter Ending December 31	Total	1st Quarter Ending March 31	2nd Quarter Ending June 30	3rd Quarter Ending September 30	4th Quarter Ending December 31	Total	Unutilized Budget	Unpaid Obligations (10-15)=(17+18)	
																Due and Demandable	Not Yet Due and Demandable
1	2	3	4	5=[(3+(-)4)]	6	7	8	9	10=(6+7+8+9)	11	12	13	14	15=(11+12+13+14)	16=(5-10)	17	18
<b>SUMMARY</b>																	
<b>A. AGENCY SPECIFIC BUDGET</b>																	
Communication Expenses	5020500000	2,135,000.00	10,525,918.00	12,660,918.00	2,415.00	500.00	0.00	0.00	2,915.00	2,415.00	500.00	0.00	0.00	2,915.00	12,658,003.00	0.00	0.00
Postage and Courier Services	5020501000	10,000.00	38,263.00	48,263.00	165.00	500.00	0.00	0.00	665.00	165.00	500.00	0.00	0.00	665.00	47,598.00	0.00	0.00
Postage and Courier Services	5020501000	10,000.00	38,263.00	48,263.00	165.00	500.00	0.00	0.00	665.00	165.00	500.00	0.00	0.00	665.00	47,598.00	0.00	0.00
Telephone Expenses	5020502000	100,000.00	1,062,665.00	1,162,665.00	0.00	0.00	0.00	0.00	0.00	0.00	0.00	0.00	0.00	0.00	1,162,665.00	0.00	0.00
Mobile	5020502001	50,000.00	340,500.00	390,500.00	0.00	0.00	0.00	0.00	0.00	0.00	0.00	0.00	0.00	0.00	390,500.00	0.00	0.00
Landline	5020502002	50,000.00	722,165.00	772,165.00	0.00	0.00	0.00	0.00	0.00	0.00	0.00	0.00	0.00	0.00	772,165.00	0.00	0.00
Internet Subscription Expenses	5020503000	2,000,000.00	9,330,785.00	11,330,785.00	2,250.00	0.00	0.00	0.00	2,250.00	2,250.00	0.00	0.00	0.00	2,250.00	11,328,535.00	0.00	0.00
Internet Subscription Expenses	5020503000	2,000,000.00	9,330,785.00	11,330,785.00	2,250.00	0.00	0.00	0.00	2,250.00	2,250.00	0.00	0.00	0.00	2,250.00	11,328,535.00	0.00	0.00
Cable, Satellite, Telegraph and Radio Expenses	5020504000	25,000.00	94,205.00	119,205.00	0.00	0.00	0.00	0.00	0.00	0.00	0.00	0.00	0.00	0.00	119,205.00	0.00	0.00
Cable, Satellite, Telegraph and Radio Expenses	5020504000	25,000.00	94,205.00	119,205.00	0.00	0.00	0.00	0.00	0.00	0.00	0.00	0.00	0.00	0.00	119,205.00	0.00	0.00
Awards/Rewards and Prizes	5020600000	6,000,000.00	19,603,326.00	25,603,326.00	760,000.00	930,000.00	713,000.00	0.00	2,403,000.00	760,000.00	930,000.00	663,000.00	0.00	2,353,000.00	23,200,326.00	0.00	50,000.00
Awards/Rewards Expenses	5020601000	4,500,000.00	15,784,626.00	20,284,626.00	300,000.00	885,000.00	713,000.00	0.00	1,898,000.00	300,000.00	885,000.00	663,000.00	0.00	1,848,000.00	18,386,626.00	0.00	50,000.00
Awards/Rewards Expenses	5020601001	0.00	6,629,435.00	6,629,435.00	0.00	885,000.00	0.00	0.00	885,000.00	0.00	885,000.00	0.00	0.00	885,000.00	5,744,435.00	0.00	0.00
Rewards and Incentives	5020601002	4,500,000.00	9,155,191.00	13,655,191.00	300,000.00	0.00	713,000.00	0.00	1,013,000.00	300,000.00	0.00	663,000.00	0.00	963,000.00	12,642,191.00	0.00	50,000.00
Prizes	5020602000	1,500,000.00	3,818,700.00	5,318,700.00	460,000.00	45,000.00	0.00	0.00	505,000.00	460,000.00	45,000.00	0.00	0.00	505,000.00	4,813,700.00	0.00	0.00
Prizes	5020602000	1,500,000.00	3,818,700.00	5,318,700.00	460,000.00	45,000.00	0.00	0.00	505,000.00	460,000.00	45,000.00	0.00	0.00	505,000.00	4,813,700.00	0.00	0.00
Survey, Research, Exploration and Development Expenses	5020700000	1,500,000.00	1,500,000.00	3,000,000.00	0.00	0.00	0.00	0.00	0.00	0.00	0.00	0.00	0.00	0.00	3,000,000.00	0.00	0.00
Research, Exploration and Development Expenses	5020702000	1,500,000.00	1,500,000.00	3,000,000.00	0.00	0.00	0.00	0.00	0.00	0.00	0.00	0.00	0.00	0.00	3,000,000.00	0.00	0.00
Research, Exploration and Development Expenses	5020702002	1,500,000.00	1,500,000.00	3,000,000.00	0.00	0.00	0.00	0.00	0.00	0.00	0.00	0.00	0.00	0.00	3,000,000.00	0.00	0.00
Confidential, Intelligence and Extraordinary Expenses	5021000000	0.00	93,900.00	93,900.00	0.00	0.00	0.00	0.00	0.00	0.00	0.00	0.00	0.00	0.00	93,900.00	0.00	0.00
Extraordinary and Miscellaneous Expenses	5021003000	0.00	93,900.00	93,900.00	0.00	0.00	0.00	0.00	0.00	0.00	0.00	0.00	0.00	0.00	93,900.00	0.00	0.00
Extraordinary and Miscellaneous Expenses	5021003000	0.00	93,900.00	93,900.00	0.00	0.00	0.00	0.00	0.00	0.00	0.00	0.00	0.00	0.00	93,900.00	0.00	0.00
Professional Services	5021100000	3,500,000.00	8,425,807.00	11,925,807.00	433,918.00	186,700.00	262,020.00	0.00	882,638.00	167,918.00	184,700.00	281,120.00	0.00	633,738.00	11,043,169.00	265,000.00	(16,100.00)
Legal Services	5021101000	500,000.00	1,298,400.00	1,798,400.00	0.00	0.00	0.00	0.00	0.00	0.00	0.00	0.00	0.00	0.00	1,798,400.00	0.00	0.00
Legal Services	5021101000	500,000.00	1,298,400.00	1,798,400.00	0.00	0.00	0.00	0.00	0.00	0.00	0.00	0.00	0.00	0.00	1,798,400.00	0.00	0.00
Auditing Services	5021102000	0.00	193,440.00	193,440.00	0.00	0.00	0.00	0.00	0.00	0.00	0.00	0.00	0.00	0.00	193,440.00	0.00	0.00
Auditing Services	5021102000	0.00	193,440.00	193,440.00	0.00	0.00	0.00	0.00	0.00	0.00	0.00	0.00	0.00	0.00	193,440.00	0.00	0.00
Consultancy Services	5021103000	2,000,000.00	5,733,714.00	7,733,714.00	0.00	0.00	30,000.00	0.00	30,000.00	0.00	0.00	27,000.00	0.00	27,000.00	7,703,714.00	3,000.00	0.00
Consultancy Services	5021103002	2,000,000.00	5,733,714.00	7,733,714.00	0.00	0.00	30,000.00	0.00	30,000.00	0.00	0.00	27,000.00	0.00	27,000.00	7,703,714.00	3,000.00	0.00
Other Professional Services	5021199000	1,000,000.00	1,200,253.00	2,200,253.00	433,918.00	186,700.00	232,020.00	0.00	852,638.00	167,918.00	184,700.00	254,120.00	0.00	606,738.00	1,347,615.00	262,000.00	(16,100.00)
Other Professional Services	5021199000	1,000,000.00	1,200,253.00	2,200,253.00	433,918.00	186,700.00	232,020.00	0.00	852,638.00	167,918.00	184,700.00	254,120.00	0.00	606,738.00	1,347,615.00	262,000.00	(16,100.00)
General Services	5021200000	2,000,000.00	3,497,589.00	5,497,589.00	484,710.00	737,190.00	1,112,614.00	0.00	2,334,514.00	484,094.00	737,190.00	870,875.00	0.00	2,092,159.00	3,163,075.00	242,355.00	0.00

**Department** : State Universities and Colleges (SUCs)  
**Agency/Entity** : Nueva Ecija University of Science and Technology  
**Operating Unit** : < not applicable >  
**Organization Code (UACS)** : 08 032 0000000  
**Fund Cluster** : 05 - Internally Generated Funds  
 (e.g. UACS Fund Cluster: 05-Internally Generated Funds and 06-Business Related Funds)

Particulars	UACS CODE	Approved Budget			Utilizations					Disbursements					Balances		
		Approved Budgeted Revenue	Adjustments (Reductions, Modifications/ Augmentations)	Adjusted Budgeted Revenue	1st Quarter Ending March 31	2nd Quarter Ending June 30	3rd Quarter Ending September 30	4th Quarter Ending December 31	Total	1st Quarter Ending March 31	2nd Quarter Ending June 30	3rd Quarter Ending September 30	4th Quarter Ending December 31	Total	Unutilized Budget	Unpaid Obligations (10-15)=(17+18)	
																Due and Demandable	Not Yet Due and Demandable
1	2	3	4	5=[(3+(-)4)]	6	7	8	9	10=(6+7+8+9)	11	12	13	14	15=(11+12+13+14)	16=(5-10)	17	18
<b>SUMMARY</b>																	
<b>A. AGENCY SPECIFIC BUDGET</b>																	
Janitorial Services	5021202000	0.00	54,655.00	54,655.00	0.00	0.00	0.00	0.00	0.00	0.00	0.00	0.00	0.00	0.00	54,655.00	0.00	0.00
Janitorial Services	5021202000	0.00	54,655.00	54,655.00	0.00	0.00	0.00	0.00	0.00	0.00	0.00	0.00	0.00	0.00	54,655.00	0.00	0.00
Security Services	5021203000	2,000,000.00	2,580,201.00	4,580,201.00	484,710.00	727,065.00	969,420.00	0.00	2,181,195.00	484,094.00	727,065.00	727,681.00	0.00	1,938,840.00	2,399,006.00	242,355.00	0.00
Security Services	5021203000	2,000,000.00	2,580,201.00	4,580,201.00	484,710.00	727,065.00	969,420.00	0.00	2,181,195.00	484,094.00	727,065.00	727,681.00	0.00	1,938,840.00	2,399,006.00	242,355.00	0.00
Other General Services	5021299000	0.00	862,733.00	862,733.00	0.00	10,125.00	143,194.00	0.00	153,319.00	0.00	10,125.00	143,194.00	0.00	153,319.00	709,414.00	0.00	0.00
Other General Services	5021299099	0.00	862,733.00	862,733.00	0.00	10,125.00	143,194.00	0.00	153,319.00	0.00	10,125.00	143,194.00	0.00	153,319.00	709,414.00	0.00	0.00
Repairs and Maintenance	5021300000	47,631,104.00	35,725,596.00	83,356,700.00	9,765,219.00	9,243,739.00	3,911,341.00	0.00	22,920,299.00	7,417,977.00	10,165,934.00	4,403,970.00	0.00	21,987,881.00	60,436,401.00	278,774.00	653,644.00
Repairs and Maintenance - Buildings and Other Structures	5021304000	46,231,104.00	25,406,903.00	71,638,007.00	9,687,829.00	9,129,633.00	3,877,741.00	0.00	22,695,203.00	7,415,927.00	10,096,764.00	4,250,094.00	0.00	21,762,785.00	48,942,804.00	278,774.00	653,644.00
Buildings	5021304001	18,580,994.00	10,247,414.00	28,828,408.00	6,013,789.00	1,773,259.00	931,775.00	0.00	8,718,823.00	4,825,880.00	2,659,762.00	1,010,350.00	0.00	8,495,992.00	20,109,585.00	222,831.00	0.00
School Buildings	5021304002	20,000,000.00	2,247,376.00	22,247,376.00	3,197,864.00	996,332.00	2,945,966.00	0.00	7,140,162.00	2,143,632.00	1,988,293.00	2,913,853.00	0.00	7,045,778.00	15,107,214.00	55,943.00	38,441.00
Hotels and Dormitories	5021304006	0.00	1,000,000.00	1,000,000.00	0.00	0.00	0.00	0.00	0.00	0.00	0.00	0.00	0.00	0.00	1,000,000.00	0.00	0.00
Other Structures	5021304099	7,650,110.00	11,912,113.00	19,562,223.00	476,176.00	6,360,042.00	0.00	0.00	6,836,218.00	446,415.00	5,448,709.00	325,891.00	0.00	6,221,015.00	12,726,005.00	0.00	615,203.00
Repairs and Maintenance - Machinery and Equipment	5021305000	400,000.00	1,406,379.00	1,806,379.00	28,316.00	29,500.00	0.00	0.00	57,816.00	0.00	0.00	57,816.00	0.00	57,816.00	1,748,563.00	0.00	0.00
Office Equipment	5021305002	400,000.00	1,406,379.00	1,806,379.00	28,316.00	29,500.00	0.00	0.00	57,816.00	0.00	0.00	57,816.00	0.00	57,816.00	1,748,563.00	0.00	0.00
Repairs and Maintenance - Transportation Equipment	5021306000	500,000.00	2,303,450.00	2,803,450.00	5,550.00	84,606.00	33,600.00	0.00	123,756.00	2,050.00	25,646.00	96,060.00	0.00	123,756.00	2,679,694.00	0.00	0.00
Motor Vehicles	5021306001	500,000.00	2,105,770.00	2,605,770.00	5,550.00	84,606.00	33,600.00	0.00	123,756.00	2,050.00	25,646.00	96,060.00	0.00	123,756.00	2,482,014.00	0.00	0.00
Other Transportation Equipment	5021306099	0.00	197,680.00	197,680.00	0.00	0.00	0.00	0.00	0.00	0.00	0.00	0.00	0.00	0.00	197,680.00	0.00	0.00
Repairs and Maintenance - Furniture and Fixtures	5021307000	0.00	903,800.00	903,800.00	0.00	0.00	0.00	0.00	0.00	0.00	0.00	0.00	0.00	0.00	903,800.00	0.00	0.00
Repairs and Maintenance - Furniture and Fixtures	5021307000	0.00	903,800.00	903,800.00	0.00	0.00	0.00	0.00	0.00	0.00	0.00	0.00	0.00	0.00	903,800.00	0.00	0.00
Repairs and Maintenance - Semi-Expendable Machinery and Equipment	5021321000	0.00	3,787,791.00	3,787,791.00	43,524.00	0.00	0.00	0.00	43,524.00	0.00	43,524.00	0.00	0.00	43,524.00	3,744,267.00	0.00	0.00
Technical and Scientific Equipment	5021321013	0.00	1,424,160.00	1,424,160.00	0.00	0.00	0.00	0.00	0.00	0.00	0.00	0.00	0.00	0.00	1,424,160.00	0.00	0.00
Other Machinery and Equipment	5021321099	0.00	2,363,631.00	2,363,631.00	43,524.00	0.00	0.00	0.00	43,524.00	0.00	43,524.00	0.00	0.00	43,524.00	2,320,107.00	0.00	0.00
Repairs and Maintenance - Other Property, Plant and Equipment	5021399000	500,000.00	1,917,273.00	2,417,273.00	0.00	0.00	0.00	0.00	0.00	0.00	0.00	0.00	0.00	0.00	2,417,273.00	0.00	0.00
Other Property, Plant and Equipment	5021399099	500,000.00	1,917,273.00	2,417,273.00	0.00	0.00	0.00	0.00	0.00	0.00	0.00	0.00	0.00	0.00	2,417,273.00	0.00	0.00
Taxes, Insurance Premiums and Other Fees	5021500000	2,300,000.00	12,209,375.00	14,509,375.00	27,129.00	43,041.00	91,252.00	0.00	161,422.00	27,129.00	43,041.00	86,752.00	0.00	156,922.00	14,347,953.00	4,500.00	0.00
Taxes, Duties and Licenses	5021501000	300,000.00	4,968,773.00	5,268,773.00	27,129.00	43,041.00	90,892.00	0.00	161,062.00	27,129.00	43,041.00	86,392.00	0.00	156,562.00	5,107,711.00	4,500.00	0.00
Taxes, Duties and Licenses	5021501001	300,000.00	4,968,773.00	5,268,773.00	27,129.00	43,041.00	90,892.00	0.00	161,062.00	27,129.00	43,041.00	86,392.00	0.00	156,562.00	5,107,711.00	4,500.00	0.00
Fidelity Bond Premiums	5021502000	0.00	758,000.00	758,000.00	0.00	0.00	360.00	0.00	360.00	0.00	0.00	360.00	0.00	360.00	757,640.00	0.00	0.00
Fidelity Bond Premiums	5021502000	0.00	758,000.00	758,000.00	0.00	0.00	360.00	0.00	360.00	0.00	0.00	360.00	0.00	360.00	757,640.00	0.00	0.00
Insurance Expenses	5021503000	2,000,000.00	6,482,602.00	8,482,602.00	0.00	0.00	0.00	0.00	0.00	0.00	0.00	0.00	0.00	0.00	8,482,602.00	0.00	0.00
Insurance Expenses	5021503000	2,000,000.00	6,482,602.00	8,482,602.00	0.00	0.00	0.00	0.00	0.00	0.00	0.00	0.00	0.00	0.00	8,482,602.00	0.00	0.00
Labor and Wages	5021600000	23,700,000.00	5,578,270.00	29,278,270.00	4,499,067.00	4,877,843.00	4,857,321.00	0.00	14,234,231.00	4,445,546.00	4,870,735.00	4,829,281.00	0.00	14,145,562.00	15,044,039.00	89,592.00	(923.00)


**Department** : State Universities and Colleges (SUCs)  
**Agency/Entity** : Nueva Ecija University of Science and Technology  
**Operating Unit** : < not applicable >  
**Organization Code (UACS)** : 08 032 0000000  
**Fund Cluster** : 05 - Internally Generated Funds  
 (e.g. UACS Fund Cluster: 05-Internally Generated Funds and 06-Business Related Funds)

Particulars	UACS CODE	Approved Budget			Utilizations					Disbursements					Balances		
		Approved Budgeted Revenue	Adjustments (Reductions, Modifications/ Augmentations)	Adjusted Budgeted Revenue	1st Quarter Ending March 31	2nd Quarter Ending June 30	3rd Quarter Ending September 30	4th Quarter Ending December 31	Total	1st Quarter Ending March 31	2nd Quarter Ending June 30	3rd Quarter Ending September 30	4th Quarter Ending December 31	Total	Unutilized Budget	Unpaid Obligations (10-15)=(17+18)	
																Due and Demandable	Not Yet Due and Demandable
1	2	3	4	5=[(3+(-)4)]	6	7	8	9	10=(6+7+8+9)	11	12	13	14	15=(11+12+13+14)	16=(5-10)	17	18
<b>SUMMARY</b>																	
<b>A. AGENCY SPECIFIC BUDGET</b>																	
Labor and Wages	5021601000	23,700,000.00	5,578,270.00	29,278,270.00	4,499,067.00	4,877,843.00	4,857,321.00	0.00	14,234,231.00	4,445,546.00	4,870,735.00	4,829,281.00	0.00	14,145,562.00	15,044,039.00	89,592.00	(923.00)
Labor and Wages	5021601000	23,700,000.00	5,578,270.00	29,278,270.00	4,499,067.00	4,877,843.00	4,857,321.00	0.00	14,234,231.00	4,445,546.00	4,870,735.00	4,829,281.00	0.00	14,145,562.00	15,044,039.00	89,592.00	(923.00)
Other Maintenance and Operating Expenses	5029900000	29,146,237.00	54,658,355.00	83,804,592.00	7,111,336.00	6,249,345.00	6,927,618.00	0.00	20,288,299.00	3,823,210.00	4,438,071.00	6,743,443.00	0.00	15,004,724.00	63,516,293.00	70,262.00	5,213,313.00
Advertising Expenses	5029901000	0.00	65,000.00	65,000.00	0.00	0.00	0.00	0.00	0.00	0.00	0.00	0.00	0.00	0.00	65,000.00	0.00	0.00
Advertising Expenses	5029901000	0.00	65,000.00	65,000.00	0.00	0.00	0.00	0.00	0.00	0.00	0.00	0.00	0.00	0.00	65,000.00	0.00	0.00
Printing and Publication Expenses	5029902000	3,200,000.00	6,692,993.00	9,892,993.00	413,397.00	681,291.00	1,137,988.00	0.00	2,232,676.00	146,503.00	427,649.00	1,007,511.00	0.00	1,581,663.00	7,660,317.00	672.00	650,341.00
Printing and Publication Expenses	5029902000	3,200,000.00	6,692,993.00	9,892,993.00	413,397.00	681,291.00	1,137,988.00	0.00	2,232,676.00	146,503.00	427,649.00	1,007,511.00	0.00	1,581,663.00	7,660,317.00	672.00	650,341.00
Representation Expenses	5029903000	11,646,237.00	10,832,510.00	22,478,747.00	3,683,572.00	4,744,854.00	4,237,482.00	0.00	12,665,908.00	1,681,659.00	3,198,401.00	4,209,819.00	0.00	9,089,879.00	9,812,839.00	35,590.00	3,540,439.00
Representation Expenses	5029903000	11,646,237.00	10,832,510.00	22,478,747.00	3,683,572.00	4,744,854.00	4,237,482.00	0.00	12,665,908.00	1,681,659.00	3,198,401.00	4,209,819.00	0.00	9,089,879.00	9,812,839.00	35,590.00	3,540,439.00
Transportation and Delivery Expenses	5029904000	0.00	184,700.00	184,700.00	0.00	130.00	18,736.00	0.00	18,866.00	0.00	130.00	17,736.00	0.00	17,866.00	165,834.00	1,000.00	0.00
Transportation and Delivery Expenses	5029904000	0.00	184,700.00	184,700.00	0.00	130.00	18,736.00	0.00	18,866.00	0.00	130.00	17,736.00	0.00	17,866.00	165,834.00	1,000.00	0.00
Rent/Lease Expenses	5029905000	0.00	789,226.00	789,226.00	37,000.00	550,000.00	52,000.00	0.00	639,000.00	36,089.00	540,911.00	29,000.00	0.00	606,000.00	150,226.00	33,000.00	0.00
Rents - Equipment	5029905004	0.00	789,226.00	789,226.00	37,000.00	550,000.00	52,000.00	0.00	639,000.00	36,089.00	540,911.00	29,000.00	0.00	606,000.00	150,226.00	33,000.00	0.00
Membership Dues and Contributions to Organizations	5029906000	1,000,000.00	2,689,323.00	3,689,323.00	245,500.00	0.00	0.00	0.00	245,500.00	245,500.00	0.00	0.00	0.00	245,500.00	3,443,823.00	0.00	0.00
Membership Dues and Contributions to Organizations	5029906000	1,000,000.00	2,689,323.00	3,689,323.00	245,500.00	0.00	0.00	0.00	245,500.00	245,500.00	0.00	0.00	0.00	245,500.00	3,443,823.00	0.00	0.00
Subscription Expenses	5029907000	10,000,000.00	20,387,915.00	30,387,915.00	1,001,633.00	0.00	0.00	0.00	1,001,633.00	0.00	0.00	0.00	0.00	0.00	29,386,282.00	0.00	1,001,633.00
Library and Other Reading Materials Subscription Expenses	5029907004	10,000,000.00	5,387,915.00	15,387,915.00	1,001,633.00	0.00	0.00	0.00	1,001,633.00	0.00	0.00	0.00	0.00	0.00	14,386,282.00	0.00	1,001,633.00
Other Subscription Expenses	5029907099	0.00	15,000,000.00	15,000,000.00	0.00	0.00	0.00	0.00	0.00	0.00	0.00	0.00	0.00	0.00	15,000,000.00	0.00	0.00
Donations	5029908000	0.00	197,500.00	197,500.00	0.00	0.00	0.00	0.00	0.00	0.00	0.00	0.00	0.00	0.00	197,500.00	0.00	0.00
Donations	5029908000	0.00	197,500.00	197,500.00	0.00	0.00	0.00	0.00	0.00	0.00	0.00	0.00	0.00	0.00	197,500.00	0.00	0.00
Other Maintenance and Operating Expenses	5029999000	3,300,000.00	12,819,188.00	16,119,188.00	1,730,234.00	273,070.00	1,481,412.00	0.00	3,484,716.00	1,713,459.00	270,980.00	1,479,377.00	0.00	3,463,816.00	12,634,472.00	0.00	20,900.00
Other Maintenance and Operating Expenses	5029999099	3,300,000.00	12,819,188.00	16,119,188.00	1,730,234.00	273,070.00	1,481,412.00	0.00	3,484,716.00	1,713,459.00	270,980.00	1,479,377.00	0.00	3,463,816.00	12,634,472.00	0.00	20,900.00
<b>Capital Outlays</b>		<b>199,739,024.00</b>	<b>556,609,975.00</b>	<b>756,348,999.00</b>	<b>31,411,337.00</b>	<b>45,670,796.00</b>	<b>41,805,293.00</b>	<b>0.00</b>	<b>118,887,426.00</b>	<b>5,635,278.00</b>	<b>22,334,473.00</b>	<b>23,012,167.00</b>	<b>0.00</b>	<b>50,981,918.00</b>	<b>637,461,573.00</b>	<b>98,252.00</b>	<b>67,807,256.00</b>
Investment Outlay	5060100000	3,000,000.00	170,663,428.00	173,663,428.00	0.00	0.00	555,256.00	0.00	555,256.00	0.00	0.00	555,256.00	0.00	555,256.00	173,108,172.00	0.00	0.00
Investment in Government-Owned and/or Controlled Corporations	5060101000	3,000,000.00	170,663,428.00	173,663,428.00	0.00	0.00	555,256.00	0.00	555,256.00	0.00	0.00	555,256.00	0.00	555,256.00	173,108,172.00	0.00	0.00
Flood Control Systems	5060101003	0.00	150,000,000.00	150,000,000.00	0.00	0.00	0.00	0.00	0.00	0.00	0.00	0.00	0.00	0.00	150,000,000.00	0.00	0.00
Sewer Systems	5060101004	0.00	8,175,692.00	8,175,692.00	0.00	0.00	0.00	0.00	0.00	0.00	0.00	0.00	0.00	0.00	8,175,692.00	0.00	0.00
Power Supply Systems	5060101006	3,000,000.00	11,487,736.00	14,487,736.00	0.00	0.00	555,256.00	0.00	555,256.00	0.00	0.00	555,256.00	0.00	555,256.00	13,932,480.00	0.00	0.00
Parks, Plazas and Monuments	5060101010	0.00	1,000,000.00	1,000,000.00	0.00	0.00	0.00	0.00	0.00	0.00	0.00	0.00	0.00	0.00	1,000,000.00	0.00	0.00
Property, Plant and Equipment Outlay	5060400000	196,739,024.00	385,946,547.00	582,685,571.00	31,411,337.00	45,670,796.00	41,250,037.00	0.00	118,332,170.00	5,635,278.00	22,334,473.00	22,456,911.00	0.00	50,426,662.00	464,353,401.00	98,252.00	67,807,256.00
Land Outlay	5060401000	0.00	1,025,000.00	1,025,000.00	0.00	0.00	0.00	0.00	0.00	0.00	0.00	0.00	0.00	0.00	1,025,000.00	0.00	0.00
Land	5060401001	0.00	1,025,000.00	1,025,000.00	0.00	0.00	0.00	0.00	0.00	0.00	0.00	0.00	0.00	0.00	1,025,000.00	0.00	0.00


**Department** : State Universities and Colleges (SUCs)  
**Agency/Entity** : Nueva Ecija University of Science and Technology  
**Operating Unit** : < not applicable >  
**Organization Code (UACS)** : 08 032 0000000  
**Fund Cluster** : 05 - Internally Generated Funds  
 (e.g. UACS Fund Cluster: 05-Internally Generated Funds and 06-Business Related Funds)

Particulars	UACS CODE	Approved Budget			Utilizations					Disbursements					Balances		
		Approved Budgeted Revenue	Adjustments (Reductions, Modifications/ Augmentations)	Adjusted Budgeted Revenue	1st Quarter Ending March 31	2nd Quarter Ending June 30	3rd Quarter Ending September 30	4th Quarter Ending December 31	Total	1st Quarter Ending March 31	2nd Quarter Ending June 30	3rd Quarter Ending September 30	4th Quarter Ending December 31	Total	Unutilized Budget	Unpaid Obligations (10-15)=(17+18)	
																Due and Demandable	Not Yet Due and Demandable
1	2	3	4	5=[(3+(-)4)]	6	7	8	9	10=(6+7+8+9)	11	12	13	14	15=(11+12+13+14)	16=(5-10)	17	18
<b>SUMMARY</b>																	
<b>A. AGENCY SPECIFIC BUDGET</b>																	
Land Improvements Outlay	5060402000	0.00	94,176,161.00	94,176,161.00	0.00	10,356,664.00	679,835.00	0.00	11,036,499.00	0.00	1,754,729.00	2,184,514.00	0.00	3,939,243.00	83,139,662.00	0.00	7,097,256.00
Other Land Improvements	5060402099	0.00	94,176,161.00	94,176,161.00	0.00	10,356,664.00	679,835.00	0.00	11,036,499.00	0.00	1,754,729.00	2,184,514.00	0.00	3,939,243.00	83,139,662.00	0.00	7,097,256.00
Buildings and Other Structures	5060404000	60,000,000.00	91,969,367.00	151,969,367.00	25,170,506.00	28,761,392.00	709,693.00	0.00	54,641,591.00	5,126,815.00	19,728,611.00	9,316,394.00	0.00	34,171,820.00	97,327,776.00	44,356.00	20,425,415.00
Buildings	5060404001	15,000,000.00	46,172,803.00	61,172,803.00	22,707,331.00	0.00	0.00	0.00	22,707,331.00	3,296,900.00	8,683,968.00	1,029,594.00	0.00	13,010,462.00	38,465,472.00	0.00	9,696,869.00
School Buildings	5060404002	20,000,000.00	10,403,811.00	30,403,811.00	0.00	0.00	0.00	0.00	0.00	0.00	0.00	0.00	0.00	0.00	30,403,811.00	0.00	0.00
Hostels and Dormitories	5060404006	0.00	19,484.00	19,484.00	0.00	0.00	0.00	0.00	0.00	0.00	0.00	0.00	0.00	0.00	19,484.00	0.00	0.00
Other Structures	5060404099	25,000,000.00	35,373,269.00	60,373,269.00	2,463,175.00	28,761,392.00	709,693.00	0.00	31,934,260.00	1,829,915.00	11,044,643.00	8,286,800.00	0.00	21,161,358.00	28,439,009.00	44,356.00	10,728,546.00
Machinery and Equipment Outlay	5060405000	130,239,024.00	160,544,870.00	290,783,894.00	5,755,581.00	4,235,045.00	36,873,620.00	0.00	46,864,246.00	49,209.00	438,994.00	8,618,411.00	0.00	9,106,614.00	243,919,648.00	25,136.00	37,732,496.00
Machinery	5060405001	0.00	1,500,000.00	1,500,000.00	0.00	0.00	0.00	0.00	0.00	0.00	0.00	0.00	0.00	0.00	1,500,000.00	0.00	0.00
Office Equipment	5060405002	10,000,000.00	18,029,184.00	28,029,184.00	0.00	169,120.00	309,000.00	0.00	478,120.00	0.00	0.00	281,745.00	0.00	281,745.00	27,551,064.00	6,375.00	190,000.00
Information and Communication Technology Equipment	5060405003	17,000,000.00	17,319,245.00	34,319,245.00	5,408,476.00	1,416,015.00	2,543,620.00	0.00	9,368,111.00	49,209.00	2,785.00	6,263,383.00	0.00	6,315,377.00	24,951,134.00	6,013.00	3,046,721.00
Communication Equipment	5060405007	6,500,000.00	24,485,390.00	30,985,390.00	0.00	1,367,400.00	0.00	0.00	1,367,400.00	0.00	0.00	1,367,400.00	0.00	1,367,400.00	29,617,990.00	0.00	0.00
Military, Police and Security Equipment	5060405010	0.00	3,776,735.00	3,776,735.00	0.00	0.00	0.00	0.00	0.00	0.00	0.00	0.00	0.00	0.00	3,776,735.00	0.00	0.00
Medical Equipment	5060405011	41,440,893.00	6,407,350.00	47,848,243.00	0.00	0.00	191,000.00	0.00	191,000.00	0.00	0.00	0.00	0.00	0.00	47,657,243.00	0.00	191,000.00
Printing Equipment	5060405012	0.00	10,000,000.00	10,000,000.00	0.00	0.00	0.00	0.00	0.00	0.00	0.00	0.00	0.00	0.00	10,000,000.00	0.00	0.00
Sports Equipment	5060405013	0.00	6,345,000.00	6,345,000.00	0.00	0.00	0.00	0.00	0.00	0.00	0.00	0.00	0.00	0.00	6,345,000.00	0.00	0.00
Technical and Scientific Equipment	5060405014	31,637,243.00	61,732,099.00	93,369,342.00	0.00	0.00	33,600,000.00	0.00	33,600,000.00	0.00	0.00	0.00	0.00	0.00	59,769,342.00	0.00	33,600,000.00
ICT Software	5060405015	5,000,000.00	1,717,000.00	6,717,000.00	0.00	0.00	0.00	0.00	0.00	0.00	0.00	0.00	0.00	0.00	6,717,000.00	0.00	0.00
Other Machinery and Equipment	5060405099	18,660,888.00	9,232,867.00	27,893,755.00	347,105.00	1,282,510.00	230,000.00	0.00	1,859,615.00	0.00	436,209.00	705,883.00	0.00	1,142,092.00	26,034,140.00	12,748.00	704,775.00
Transportation Equipment Outlay	5060406000	3,000,000.00	10,621,564.00	13,621,564.00	0.00	0.00	0.00	0.00	0.00	0.00	0.00	0.00	0.00	0.00	13,621,564.00	0.00	0.00
Motor Vehicles	5060406001	3,000,000.00	10,597,123.00	13,597,123.00	0.00	0.00	0.00	0.00	0.00	0.00	0.00	0.00	0.00	0.00	13,597,123.00	0.00	0.00
Other Transportation Equipment	5060406099	0.00	24,441.00	24,441.00	0.00	0.00	0.00	0.00	0.00	0.00	0.00	0.00	0.00	0.00	24,441.00	0.00	0.00
Furniture, Fixtures and Books Outlay	5060407000	3,500,000.00	14,852,132.00	18,352,132.00	485,250.00	1,405,195.00	2,928,589.00	0.00	4,819,034.00	459,254.00	25,996.00	2,095,435.00	0.00	2,580,685.00	13,533,098.00	28,760.00	2,209,589.00
Furniture and Fixtures	5060407001	2,000,000.00	9,846,894.00	11,846,894.00	0.00	0.00	878,515.00	0.00	878,515.00	0.00	0.00	690,240.00	0.00	690,240.00	10,968,379.00	28,760.00	159,515.00
Books	5060407002	1,500,000.00	5,005,238.00	6,505,238.00	485,250.00	1,405,195.00	2,050,074.00	0.00	3,940,519.00	459,254.00	25,996.00	1,405,195.00	0.00	1,890,445.00	2,564,719.00	0.00	2,050,074.00
Other Property Plant and Equipment Outlay	5060409000	0.00	12,757,453.00	12,757,453.00	0.00	912,500.00	58,300.00	0.00	970,800.00	0.00	386,143.00	242,157.00	0.00	628,300.00	11,786,653.00	0.00	342,500.00
Other Property, Plant and Equipment	5060409099	0.00	12,757,453.00	12,757,453.00	0.00	912,500.00	58,300.00	0.00	970,800.00	0.00	386,143.00	242,157.00	0.00	628,300.00	11,786,653.00	0.00	342,500.00
<b>GRAND TOTAL</b>		<b>517,736,818.00</b>	<b>981,313,262.00</b>	<b>1,499,050,080.00</b>	<b>77,932,748.00</b>	<b>98,099,707.00</b>	<b>83,908,069.00</b>	<b>0.00</b>	<b>259,940,524.00</b>	<b>36,348,402.00</b>	<b>71,440,557.00</b>	<b>64,246,877.00</b>	<b>0.00</b>	<b>172,035,836.00</b>	<b>1,239,109,556.00</b>	<b>2,966,587.00</b>	<b>84,938,101.00</b>


Certified Correct:

  
LORNA N. EJLAR  
BUDGET OFFICER  
Date: October 24, 2023 01:01 PM


Certified Correct:

  
MARIEL ANGELA L. BUENO-MIRANDA  
ACCOUNTANT  
Date: October 24, 2023 01:01 PM

Recommending Approval By:

  
EDUARDO R. GUILLASPER, JR.  
CHIEF ADMINISTRATIVE OFFICER  
Date: October 24, 2023 01:03 PM

Approved By:

  
FELIGIANA P. JACOBA  
AGENCY HEAD  
Date: October 24, 2023 01:04 PM