


**STATEMENT OF APPROVED BUDGET, UTILIZATIONS, DISBURSEMENTS AND BALANCES**  
**(For Off-Budgetary Funds)**  
**As at the Quarter Ending March 31, 2024**


Department : State Universities and Colleges (SUCs)  
 Agency/Entity : Nueva Ecija University of Science and Technology  
 Operating Unit : < not applicable >  
 Organization Code (UACS) : 08 032 0000000  
 Fund Cluster : 05 - Internally Generated Funds  
 (e.g. UACS Fund Cluster: 05-Internally Generated Funds and 06-Business Related Funds)


| Particulars   | UACS CODE        | Approved Budget           |  |                           | Utilizations                |                            |                                 |                                |                      | Disbursements               |                            |                                 |                                |                      | Balances              |                                    |                      |
|---|------------------|---------------------------|--|---------------------------|-----------------------------|----------------------------|---------------------------------|--------------------------------|----------------------|-----------------------------|----------------------------|---------------------------------|--------------------------------|----------------------|-----------------------|------------------------------------|----------------------|
|   |                  | Approved Budgeted Revenue | Adjustments (Reductions, Modifications/ Augmentations) | Adjusted Budgeted Revenue | 1st Quarter Ending March 31 | 2nd Quarter Ending June 30 | 3rd Quarter Ending September 30 | 4th Quarter Ending December 31 | Total                | 1st Quarter Ending March 31 | 2nd Quarter Ending June 30 | 3rd Quarter Ending September 30 | 4th Quarter Ending December 31 | Total                | Unutilized Budget     | Unpaid Obligations (10-15)=(17+18) |                      |
|   |                  |                           |  |                           |                             |                            |                                 |                                |                      |                             |                            |                                 |                                |                      |                       | 5=[(3+(-)4)]                       | 6                    |
| <b>General Administration and Support</b>   | 1000000000000000 | 136,311,582.00            | 117,517,502.00   | 253,829,084.00            | 29,784,776.00               | 0.00                       | 0.00                            | 0.00                           | 29,784,776.00        | 20,908,361.00               | 0.00                       | 0.00                            | 0.00                           | 20,908,361.00        | 224,044,308.00        | 699,883.00                         | 8,176,532.00         |
| General Management and Supervision  | 100000100001000  | 136,311,582.00            | 117,517,502.00   | 253,829,084.00            | 29,784,776.00               | 0.00                       | 0.00                            | 0.00                           | 29,784,776.00        | 20,908,361.00               | 0.00                       | 0.00                            | 0.00                           | 20,908,361.00        | 224,044,308.00        | 699,883.00                         | 8,176,532.00         |
| PS  |                  | 11,968,351.00             | 27,815,577.00  | 39,783,928.00             | 1,032,083.00                | 0.00                       | 0.00                            | 0.00                           | 1,032,083.00         | 1,026,083.00                | 0.00                       | 0.00                            | 0.00                           | 1,026,083.00         | 38,751,845.00         | 6,000.00                           | 0.00                 |
| MOOE  |                  | 77,173,184.00             | 114,420,198.00   | 191,593,382.00            | 19,249,475.00               | 0.00                       | 0.00                            | 0.00                           | 19,249,475.00        | 12,271,530.00               | 0.00                       | 0.00                            | 0.00                           | 12,271,530.00        | 172,343,907.00        | 474,308.00                         | 6,503,637.00         |
| FinEx   |                  | 0.00                      | 0.00   | 0.00                      | 0.00                        | 0.00                       | 0.00                            | 0.00                           | 0.00                 | 0.00                        | 0.00                       | 0.00                            | 0.00                           | 0.00                 | 0.00                  | 0.00                               | 0.00                 |
| CO  |                  | 47,170,047.00             | (24,718,273.00)  | 22,451,774.00             | 9,503,218.00                | 0.00                       | 0.00                            | 0.00                           | 9,503,218.00         | 7,610,748.00                | 0.00                       | 0.00                            | 0.00                           | 7,610,748.00         | 12,948,556.00         | 219,575.00                         | 1,672,895.00         |
| <b>Sub-Total, General Administration and Support</b>  |                  | <b>136,311,582.00</b>     | <b>117,517,502.00</b>                                  | <b>253,829,084.00</b>     | <b>29,784,776.00</b>        | <b>0.00</b>                | <b>0.00</b>                     | <b>0.00</b>                    | <b>29,784,776.00</b> | <b>20,908,361.00</b>        | <b>0.00</b>                | <b>0.00</b>                     | <b>0.00</b>                    | <b>20,908,361.00</b> | <b>224,044,308.00</b> | <b>699,883.00</b>                  | <b>8,176,532.00</b>  |
| PS  |                  | 11,968,351.00             | 27,815,577.00  | 39,783,928.00             | 1,032,083.00                | 0.00                       | 0.00                            | 0.00                           | 1,032,083.00         | 1,026,083.00                | 0.00                       | 0.00                            | 0.00                           | 1,026,083.00         | 38,751,845.00         | 6,000.00                           | 0.00                 |
| MOOE  |                  | 77,173,184.00             | 114,420,198.00   | 191,593,382.00            | 19,249,475.00               | 0.00                       | 0.00                            | 0.00                           | 19,249,475.00        | 12,271,530.00               | 0.00                       | 0.00                            | 0.00                           | 12,271,530.00        | 172,343,907.00        | 474,308.00                         | 6,503,637.00         |
| FinEx (if Applicable)   |                  | 0.00                      | 0.00   | 0.00                      | 0.00                        | 0.00                       | 0.00                            | 0.00                           | 0.00                 | 0.00                        | 0.00                       | 0.00                            | 0.00                           | 0.00                 | 0.00                  | 0.00                               | 0.00                 |
| CO  |                  | 47,170,047.00             | (24,718,273.00)  | 22,451,774.00             | 9,503,218.00                | 0.00                       | 0.00                            | 0.00                           | 9,503,218.00         | 7,610,748.00                | 0.00                       | 0.00                            | 0.00                           | 7,610,748.00         | 12,948,556.00         | 219,575.00                         | 1,672,895.00         |
| <b>Support to Operations</b>  | 2000000000000000 | <b>17,775,439.00</b>      | <b>185,083,298.00</b>                                  | <b>202,858,737.00</b>     | <b>806,549.00</b>           | <b>0.00</b>                | <b>0.00</b>                     | <b>0.00</b>                    | <b>806,549.00</b>    | <b>480,825.00</b>           | <b>0.00</b>                | <b>0.00</b>                     | <b>0.00</b>                    | <b>480,825.00</b>    | <b>202,052,188.00</b> | <b>804.00</b>                      | <b>324,920.00</b>    |
| Auxiliary Services  | 200000100001000  | 17,775,439.00             | 185,083,298.00   | 202,858,737.00            | 806,549.00                  | 0.00                       | 0.00                            | 0.00                           | 806,549.00           | 480,825.00                  | 0.00                       | 0.00                            | 0.00                           | 480,825.00           | 202,052,188.00        | 804.00                             | 324,920.00           |
| PS  |                  | 0.00                      | 477,500.00   | 477,500.00                | 0.00                        | 0.00                       | 0.00                            | 0.00                           | 0.00                 | 0.00                        | 0.00                       | 0.00                            | 0.00                           | 0.00                 | 477,500.00            | 0.00                               | 0.00                 |
| MOOE  |                  | 14,775,439.00             | 64,242,209.00  | 79,017,648.00             | 536,049.00                  | 0.00                       | 0.00                            | 0.00                           | 536,049.00           | 480,825.00                  | 0.00                       | 0.00                            | 0.00                           | 480,825.00           | 78,481,599.00         | 804.00                             | 54,420.00            |
| CO  |                  | 3,000,000.00              | 120,363,589.00   | 123,363,589.00            | 270,500.00                  | 0.00                       | 0.00                            | 0.00                           | 270,500.00           | 0.00                        | 0.00                       | 0.00                            | 0.00                           | 0.00                 | 123,093,089.00        | 0.00                               | 270,500.00           |
| <b>Sub-Total, Support to Operations</b>   |                  | <b>17,775,439.00</b>      | <b>185,083,298.00</b>                                  | <b>202,858,737.00</b>     | <b>806,549.00</b>           | <b>0.00</b>                | <b>0.00</b>                     | <b>0.00</b>                    | <b>806,549.00</b>    | <b>480,825.00</b>           | <b>0.00</b>                | <b>0.00</b>                     | <b>0.00</b>                    | <b>480,825.00</b>    | <b>202,052,188.00</b> | <b>804.00</b>                      | <b>324,920.00</b>    |
| PS  |                  | 0.00                      | 477,500.00   | 477,500.00                | 0.00                        | 0.00                       | 0.00                            | 0.00                           | 0.00                 | 0.00                        | 0.00                       | 0.00                            | 0.00                           | 0.00                 | 477,500.00            | 0.00                               | 0.00                 |
| MOOE  |                  | 14,775,439.00             | 64,242,209.00  | 79,017,648.00             | 536,049.00                  | 0.00                       | 0.00                            | 0.00                           | 536,049.00           | 480,825.00                  | 0.00                       | 0.00                            | 0.00                           | 480,825.00           | 78,481,599.00         | 804.00                             | 54,420.00            |
| FinEx (if Applicable)   |                  | 0.00                      | 0.00   | 0.00                      | 0.00                        | 0.00                       | 0.00                            | 0.00                           | 0.00                 | 0.00                        | 0.00                       | 0.00                            | 0.00                           | 0.00                 | 0.00                  | 0.00                               | 0.00                 |
| CO  |                  | 3,000,000.00              | 120,363,589.00   | 123,363,589.00            | 270,500.00                  | 0.00                       | 0.00                            | 0.00                           | 270,500.00           | 0.00                        | 0.00                       | 0.00                            | 0.00                           | 0.00                 | 123,093,089.00        | 0.00                               | 270,500.00           |
| <b>Operations</b>   | 3000000000000000 | <b>292,891,369.00</b>     | <b>673,917,666.00</b>                                  | <b>966,809,035.00</b>     | <b>53,228,140.00</b>        | <b>0.00</b>                | <b>0.00</b>                     | <b>0.00</b>                    | <b>53,228,140.00</b> | <b>28,246,610.00</b>        | <b>0.00</b>                | <b>0.00</b>                     | <b>0.00</b>                    | <b>28,246,610.00</b> | <b>913,580,895.00</b> | <b>1,369,670.00</b>                | <b>23,611,860.00</b> |
| OO: Relevant and quality tertiary education ensured to achieve inclusive growth and access of poor but deserving students to quality tertiary education increased | 3100000000000000 | 189,474,667.00            | 352,561,731.00   | 542,036,398.00            | 47,890,362.00               | 0.00                       | 0.00                            | 0.00                           | 47,890,362.00        | 24,765,621.00               | 0.00                       | 0.00                            | 0.00                           | 24,765,621.00        | 494,146,036.00        | 1,152,872.00                       | 21,971,869.00        |
| HIGHER EDUCATION PROGRAM  | 3101000000000000 | 189,474,667.00            | 352,561,731.00   | 542,036,398.00            | 47,890,362.00               | 0.00                       | 0.00                            | 0.00                           | 47,890,362.00        | 24,765,621.00               | 0.00                       | 0.00                            | 0.00                           | 24,765,621.00        | 494,146,036.00        | 1,152,872.00                       | 21,971,869.00        |
| Provision of Higher Education Services  | 310100100002000  | 189,474,667.00            | 352,561,731.00   | 542,036,398.00            | 47,890,362.00               | 0.00                       | 0.00                            | 0.00                           | 47,890,362.00        | 24,765,621.00               | 0.00                       | 0.00                            | 0.00                           | 24,765,621.00        | 494,146,036.00        | 1,152,872.00                       | 21,971,869.00        |
| PS  |                  | 51,314,614.00             | 104,260,104.00   | 155,574,718.00            | 8,002,283.00                | 0.00                       | 0.00                            | 0.00                           | 8,002,283.00         | 6,895,296.00                | 0.00                       | 0.00                            | 0.00                           | 6,895,296.00         | 147,572,435.00        | 1,106,987.00                       | 0.00                 |
| MOOE  |                  | 16,310,439.00             | 48,766,661.00  | 65,077,100.00             | 9,523,522.00                | 0.00                       | 0.00                            | 0.00                           | 9,523,522.00         | 5,457,637.00                | 0.00                       | 0.00                            | 0.00                           | 5,457,637.00         | 55,553,578.00         | 45,885.00                          | 4,020,000.00         |
| CO  |                  | 121,849,614.00            | 199,534,966.00   | 321,384,580.00            | 30,364,557.00               | 0.00                       | 0.00                            | 0.00                           | 30,364,557.00        | 12,412,688.00               | 0.00                       | 0.00                            | 0.00                           | 12,412,688.00        | 291,020,023.00        | 0.00                               | 17,951,869.00        |


Department : State Universities and Colleges (SUCs)  
 Agency/Entity : Nueva Ecija University of Science and Technology  
 Operating Unit : < not applicable >  
 Organization Code (UACS) : 08 032 0000000  
 Fund Cluster : 05 - Internally Generated Funds  
 (e.g. UACS Fund Cluster: 05-Internally Generated Funds and 06-Business Related Funds)

| Particulars   | UACS CODE       | Approved Budget           |  |                           | Utilizations                |                            |                                 |                                |                      | Disbursements               |                            |                                 |                                |                      | Balances                |                                    |                      |
|---|-----------------|---------------------------|--|---------------------------|-----------------------------|----------------------------|---------------------------------|--------------------------------|----------------------|-----------------------------|----------------------------|---------------------------------|--------------------------------|----------------------|-------------------------|------------------------------------|----------------------|
|   |                 | Approved Budgeted Revenue | Adjustments (Reductions, Modifications/ Augmentations) | Adjusted Budgeted Revenue | 1st Quarter Ending March 31 | 2nd Quarter Ending June 30 | 3rd Quarter Ending September 30 | 4th Quarter Ending December 31 | Total                | 1st Quarter Ending March 31 | 2nd Quarter Ending June 30 | 3rd Quarter Ending September 30 | 4th Quarter Ending December 31 | Total                | Unutilized Budget       | Unpaid Obligations (10-15)=(17+18) |                      |
|   |                 |                           |  |                           |                             |                            |                                 |                                |                      |                             |                            |                                 |                                |                      |                         | 5=[(3+(-)4)]                       | 6                    |
| 1   | 2               | 3                         | 4  | 5                         | 6                           | 7                          | 8                               | 9                              | 10                   | 11                          | 12                         | 13                              | 14                             | 15                   | 16                      | 17                                 | 18                   |
| OO : Higher education research improved to promote economic productivity and innovation | 32000000000000  | 64,208,351.00             | 197,450,751.00   | 261,659,102.00            | 3,678,270.00                | 0.00                       | 0.00                            | 0.00                           | 3,678,270.00         | 1,971,149.00                | 0.00                       | 0.00                            | 0.00                           | 1,971,149.00         | 257,980,832.00          | 117,680.00                         | 1,589,441.00         |
| ADVANCED EDUCATION PROGRAM  | 32010000000000  | 25,000,000.00             | 78,423,711.00  | 103,423,711.00            | 1,741,613.00                | 0.00                       | 0.00                            | 0.00                           | 1,741,613.00         | 591,113.00                  | 0.00                       | 0.00                            | 0.00                           | 591,113.00           | 101,682,098.00          | 87,964.00                          | 1,062,536.00         |
| Provision of Advanced Education Services  | 320100100001000 | 25,000,000.00             | 78,423,711.00  | 103,423,711.00            | 1,741,613.00                | 0.00                       | 0.00                            | 0.00                           | 1,741,613.00         | 591,113.00                  | 0.00                       | 0.00                            | 0.00                           | 591,113.00           | 101,682,098.00          | 87,964.00                          | 1,062,536.00         |
| PS  |                 | 15,000,000.00             | 22,147,701.00  | 37,147,701.00             | 409,477.00                  | 0.00                       | 0.00                            | 0.00                           | 409,477.00           | 334,563.00                  | 0.00                       | 0.00                            | 0.00                           | 334,563.00           | 36,738,224.00           | 74,914.00                          | 0.00                 |
| MOOE  |                 | 7,500,000.00              | 35,844,585.00  | 43,344,585.00             | 772,536.00                  | 0.00                       | 0.00                            | 0.00                           | 772,536.00           | 96,036.00                   | 0.00                       | 0.00                            | 0.00                           | 96,036.00            | 42,572,049.00           | 3,964.00                           | 672,536.00           |
| CO  |                 | 2,500,000.00              | 20,431,425.00  | 22,931,425.00             | 559,600.00                  | 0.00                       | 0.00                            | 0.00                           | 559,600.00           | 160,514.00                  | 0.00                       | 0.00                            | 0.00                           | 160,514.00           | 22,371,825.00           | 9,086.00                           | 390,000.00           |
| RESEARCH PROGRAM  | 32020000000000  | 39,208,351.00             | 119,027,040.00   | 158,235,391.00            | 1,936,657.00                | 0.00                       | 0.00                            | 0.00                           | 1,936,657.00         | 1,380,036.00                | 0.00                       | 0.00                            | 0.00                           | 1,380,036.00         | 156,298,734.00          | 29,716.00                          | 526,905.00           |
| Conduct of Research Services  | 320200100001000 | 39,208,351.00             | 119,027,040.00   | 158,235,391.00            | 1,936,657.00                | 0.00                       | 0.00                            | 0.00                           | 1,936,657.00         | 1,380,036.00                | 0.00                       | 0.00                            | 0.00                           | 1,380,036.00         | 156,298,734.00          | 29,716.00                          | 526,905.00           |
| PS  |                 | 2,000,000.00              | 14,044,260.00  | 16,044,260.00             | 72,000.00                   | 0.00                       | 0.00                            | 0.00                           | 72,000.00            | 72,000.00                   | 0.00                       | 0.00                            | 0.00                           | 72,000.00            | 15,972,260.00           | 0.00                               | 0.00                 |
| MOOE  |                 | 17,208,351.00             | 45,664,024.00  | 62,872,375.00             | 1,864,657.00                | 0.00                       | 0.00                            | 0.00                           | 1,864,657.00         | 1,308,036.00                | 0.00                       | 0.00                            | 0.00                           | 1,308,036.00         | 61,007,718.00           | 29,716.00                          | 526,905.00           |
| CO  |                 | 20,000,000.00             | 59,318,756.00  | 79,318,756.00             | 0.00                        | 0.00                       | 0.00                            | 0.00                           | 0.00                 | 0.00                        | 0.00                       | 0.00                            | 0.00                           | 0.00                 | 79,318,756.00           | 0.00                               | 0.00                 |
| OO : Community engagement increased   | 33000000000000  | 39,208,351.00             | 123,905,184.00   | 163,113,535.00            | 1,659,508.00                | 0.00                       | 0.00                            | 0.00                           | 1,659,508.00         | 1,509,840.00                | 0.00                       | 0.00                            | 0.00                           | 1,509,840.00         | 161,454,027.00          | 99,118.00                          | 50,550.00            |
| TECHNICAL ADVISORY EXTENSION PROGRAM  | 33010000000000  | 39,208,351.00             | 123,905,184.00   | 163,113,535.00            | 1,659,508.00                | 0.00                       | 0.00                            | 0.00                           | 1,659,508.00         | 1,509,840.00                | 0.00                       | 0.00                            | 0.00                           | 1,509,840.00         | 161,454,027.00          | 99,118.00                          | 50,550.00            |
| Provision of Extension Services   | 330100100001000 | 39,208,351.00             | 123,905,184.00   | 163,113,535.00            | 1,659,508.00                | 0.00                       | 0.00                            | 0.00                           | 1,659,508.00         | 1,509,840.00                | 0.00                       | 0.00                            | 0.00                           | 1,509,840.00         | 161,454,027.00          | 99,118.00                          | 50,550.00            |
| PS  |                 | 3,000,000.00              | 8,581,674.00   | 11,581,674.00             | 1,279,032.00                | 0.00                       | 0.00                            | 0.00                           | 1,279,032.00         | 1,195,501.00                | 0.00                       | 0.00                            | 0.00                           | 1,195,501.00         | 10,302,642.00           | 83,531.00                          | 0.00                 |
| MOOE  |                 | 13,208,351.00             | 44,429,751.00  | 57,638,102.00             | 380,476.00                  | 0.00                       | 0.00                            | 0.00                           | 380,476.00           | 314,339.00                  | 0.00                       | 0.00                            | 0.00                           | 314,339.00           | 57,257,626.00           | 15,587.00                          | 50,550.00            |
| CO  |                 | 23,000,000.00             | 70,893,759.00  | 93,893,759.00             | 0.00                        | 0.00                       | 0.00                            | 0.00                           | 0.00                 | 0.00                        | 0.00                       | 0.00                            | 0.00                           | 0.00                 | 93,893,759.00           | 0.00                               | 0.00                 |
| <b>Sub-Total, Operations</b>  |                 | <b>292,891,369.00</b>     | <b>673,917,666.00</b>                                  | <b>966,809,035.00</b>     | <b>53,228,140.00</b>        | <b>0.00</b>                | <b>0.00</b>                     | <b>0.00</b>                    | <b>53,228,140.00</b> | <b>28,246,610.00</b>        | <b>0.00</b>                | <b>0.00</b>                     | <b>0.00</b>                    | <b>28,246,610.00</b> | <b>913,580,895.00</b>   | <b>1,369,670.00</b>                | <b>23,611,860.00</b> |
| PS  |                 | 71,314,614.00             | 149,033,739.00   | 220,348,353.00            | 9,762,792.00                | 0.00                       | 0.00                            | 0.00                           | 9,762,792.00         | 8,497,360.00                | 0.00                       | 0.00                            | 0.00                           | 8,497,360.00         | 210,585,561.00          | 1,265,432.00                       | 0.00                 |
| MOOE  |                 | 54,227,141.00             | 174,705,021.00   | 228,932,162.00            | 12,541,191.00               | 0.00                       | 0.00                            | 0.00                           | 12,541,191.00        | 7,176,048.00                | 0.00                       | 0.00                            | 0.00                           | 7,176,048.00         | 216,390,971.00          | 95,152.00                          | 5,269,991.00         |
| FinEx (if Applicable)   |                 | 0.00                      | 0.00   | 0.00                      | 0.00                        | 0.00                       | 0.00                            | 0.00                           | 0.00                 | 0.00                        | 0.00                       | 0.00                            | 0.00                           | 0.00                 | 0.00                    | 0.00                               | 0.00                 |
| CO  |                 | 167,349,614.00            | 350,178,906.00   | 517,528,520.00            | 30,924,157.00               | 0.00                       | 0.00                            | 0.00                           | 30,924,157.00        | 12,573,202.00               | 0.00                       | 0.00                            | 0.00                           | 12,573,202.00        | 486,604,363.00          | 9,086.00                           | 18,341,869.00        |
| <b>GRAND TOTAL</b>  |                 | <b>446,978,390.00</b>     | <b>976,518,466.00</b>                                  | <b>1,423,496,856.00</b>   | <b>83,819,465.00</b>        | <b>0.00</b>                | <b>0.00</b>                     | <b>0.00</b>                    | <b>83,819,465.00</b> | <b>49,635,796.00</b>        | <b>0.00</b>                | <b>0.00</b>                     | <b>0.00</b>                    | <b>49,635,796.00</b> | <b>1,339,677,391.00</b> | <b>2,070,357.00</b>                | <b>32,113,312.00</b> |
| PS  |                 | 83,282,965.00             | 177,326,816.00   | 260,609,781.00            | 10,794,875.00               | 0.00                       | 0.00                            | 0.00                           | 10,794,875.00        | 9,523,443.00                | 0.00                       | 0.00                            | 0.00                           | 9,523,443.00         | 249,814,906.00          | 1,271,432.00                       | 0.00                 |
| MOOE  |                 | 146,175,764.00            | 353,367,428.00   | 499,543,192.00            | 32,326,715.00               | 0.00                       | 0.00                            | 0.00                           | 32,326,715.00        | 19,928,403.00               | 0.00                       | 0.00                            | 0.00                           | 19,928,403.00        | 467,216,477.00          | 570,264.00                         | 11,828,048.00        |
| FinEx (if Applicable)   |                 | 0.00                      | 0.00   | 0.00                      | 0.00                        | 0.00                       | 0.00                            | 0.00                           | 0.00                 | 0.00                        | 0.00                       | 0.00                            | 0.00                           | 0.00                 | 0.00                    | 0.00                               | 0.00                 |
| CO  |                 | 217,519,661.00            | 445,824,222.00   | 663,343,883.00            | 40,697,875.00               | 0.00                       | 0.00                            | 0.00                           | 40,697,875.00        | 20,183,950.00               | 0.00                       | 0.00                            | 0.00                           | 20,183,950.00        | 622,646,008.00          | 228,661.00                         | 20,285,264.00        |

Certified Correct:  
  
 LORNA N EJAR  
 BUDGET OFFICER  
 Date: April 25, 2024 09:31 AM

Certified Correct:  
  
 MARIEL ANGELA L BUENO-MIRANDA  
 ACCOUNTANT  
 Date: April 25, 2024 09:31 AM

Recommending Approval By:  
  
 EDUARDO S GUILLASPER, JR  
 CHIEF ADMINISTRATIVE OFFICER  
 Date: April 25, 2024 10:37 AM

Approved By:  
  
 RHODORA R JUISO  
 AGENCY HEAD  
 Date: April 25, 2024 10:41 AM