



Particulars	UACS CODE	Approved Budget			Budget Utilization					Disbursements					Balances		
		Approved Budgeted Revenue	Adjustments (Additions, Reductions, Realignment)	Adjusted Budgeted Revenue	1st Quarter ending March 31	2nd Quarter ending June 30	3rd Quarter ending Sept. 30	4th Quarter ending Dec. 31	Total	1st Quarter ending March 31	2nd Quarter ending June 30	3rd Quarter ending Sept. 30	4th Quarter ending Dec. 31	Total	Unutilized Budget	Unpaid Utilizations (10-15)=(17+18)	Due and Demandable/Accounts Payable
1	2	3	4	[3+4]=5	6	7	8	9	10=(6+7+8+9)	11	12	13	14	15=[11+12+13+14]	16=(5-10)	17	18
KRA NO. 2 - Poverty Reduction and Empowerment of the Poor and the Vulnerable																	
Program Budgeting :																	
MPP		93,896,659.76		93,896,659.76	32,423,814.54	31,842,499.44	25,355,963.53	19,403,118.35	109,025,395.86	26,100,773.83	29,692,994.91	28,905,007.67	19,940,797.48	104,639,573.89			
1. Eradicating Extreme Hunger (Job Creation)	10	9,389,665.98		9,389,665.98	3,242,381.45	3,184,249.94	2,535,596.35	1,940,311.83	10,902,539.57	2,610,077.38	2,969,299.49	2,890,500.75	1,994,079.75	10,463,957.37			
2. Environmental Sustainability	13	12,206,565.76		12,206,565.76	4,215,095.89	4,139,524.93	3,296,275.25	2,522,405.38	14,173,301.45	3,393,100.60	3,860,089.33	3,757,651.00	2,592,303.66	13,603,144.59			
3. Access to Quality Higher Education	25	23,474,164.94		23,474,164.94	8,105,953.64	7,960,624.86	6,338,990.88	4,850,779.58	27,256,348.96	6,525,193.46	7,423,248.72	7,226,251.92	4,985,199.37	26,159,893.47			
4. Gender Equality Programs	5	4,694,832.99		4,694,832.99	1,621,190.73	1,592,124.97	1,267,798.17	970,155.92	5,451,269.79	1,305,038.69	1,484,649.75	1,445,250.39	997,039.88	5,231,978.71			
5. Community Health Care	8	7,511,732.78		7,511,732.78	2,593,905.16	2,547,399.95	2,028,477.09	1,552,249.47	8,722,031.67	2,088,061.91	2,375,439.60	2,312,400.62	1,595,263.80	8,371,165.93			
6. Global Partnership for Development	21	19,718,298.55		19,718,298.55	6,809,001.05	6,686,924.89	5,324,752.35	4,074,654.86	22,895,333.15	5,481,162.50	6,235,528.94	6,070,051.61	4,187,567.47	21,974,310.52			
7. Good Governance	18	16,901,398.76		16,901,398.76	5,836,286.62	5,731,649.90	4,564,073.44	3,492,561.31	19,624,571.27	4,698,139.29	5,344,739.08	5,202,901.38	3,589,343.55	18,835,123.30			


Certified Correct:


LORNA N. EJAR
 OIC - FMO/BO IV
 Date: January 26, 2017


Certified Correct:


EDUARDO R. GUILLASPER, JR.
 Accountant IV
 Date: January 26, 2017

Recommending Approval:


ENGR. ERNESTO A. DELA CRUZ
 Vice President for Administration, Business & Finance
 Date: January 26, 2017

Approved By:


DR. FELICIANA P. JACOBA
 SUC President III
 Date: January 28, 2017