


**STATEMENT OF APPROVED BUDGET, UTILIZATIONS, DISBURSEMENTS AND BALANCES**  
 (For Off-Budgetary Funds)  
 As at the Quarter Ending December 31, 2024


Department : State Universities and Colleges (SUCs)  
 Agency/Entity : Nueva Ecija University of Science and Technology  
 Operating Unit : < not applicable >  
 Organization Code (UACS) : 08 032 000000  
 Fund Cluster : 05 - Internally Generated Funds  
 (e.g. UACS Fund Cluster: 05-Internally Generated Funds and 06-Business Related Funds)


Particulars	UACS CODE	Approved Budget			Utilizations					Disbursements					Balances		
		Approved Budgeted Revenue	Adjustments (Reductions, Modifications/ Augmentations)	Adjusted Budgeted Revenue	1st Quarter Ending March 31	2nd Quarter Ending June 30	3rd Quarter Ending September 30	4th Quarter Ending December 31	Total	1st Quarter Ending March 31	2nd Quarter Ending June 30	3rd Quarter Ending September 30	4th Quarter Ending December 31	Total	Unutilized Budget	Unpaid Obligations (10-15)=(17+18)	
																Due and Demandable	Not Yet Due and Demandable
1	2	3	4	5=[(3+(-4))]	6	7	8	9	10=(6+7+8+9)	11	12	13	14	15=(11+12+13+14)	16=(5-10)	17	18
<b>General Administration and Support</b>	10000000000000	136,311,582.00	117,517,502.00	253,829,084.00	29,784,776.00	29,954,439.00	29,975,380.00	52,325,957.00	142,040,552.00	20,908,361.00	28,100,697.00	31,634,587.00	44,412,922.00	125,056,567.00	111,788,532.00	14,486,204.00	2,497,781.00
General Management and Supervision	100000100001000	136,311,582.00	117,517,502.00	253,829,084.00	29,784,776.00	29,954,439.00	29,975,380.00	52,325,957.00	142,040,552.00	20,908,361.00	28,100,697.00	31,634,587.00	44,412,922.00	125,056,567.00	111,788,532.00	14,486,204.00	2,497,781.00
PS		11,968,351.00	27,815,577.00	39,783,928.00	1,032,083.00	939,831.00	1,505,857.00	1,977,561.00	5,455,332.00	1,026,083.00	905,405.00	1,433,020.00	1,888,145.00	5,252,653.00	34,328,596.00	202,679.00	0.00
MOOE		77,173,184.00	114,420,198.00	191,593,382.00	19,249,475.00	20,619,265.00	25,220,545.00	50,348,396.00	115,437,681.00	12,271,530.00	21,722,689.00	22,945,711.00	41,993,287.00	98,933,217.00	76,155,701.00	14,267,179.00	2,237,285.00
FinEx		0.00	0.00	0.00	0.00	0.00	0.00	0.00	0.00	0.00	0.00	0.00	0.00	0.00	0.00	0.00	0.00
CO		47,170,047.00	(24,718,273.00)	22,451,774.00	9,503,218.00	8,395,343.00	3,248,978.00	0.00	21,147,539.00	7,610,748.00	5,472,603.00	7,255,856.00	531,490.00	20,870,697.00	1,304,235.00	16,346.00	260,496.00
<b>Sub-Total, General Administration and Support</b>		136,311,582.00	117,517,502.00	253,829,084.00	29,784,776.00	29,954,439.00	29,975,380.00	52,325,957.00	142,040,552.00	20,908,361.00	28,100,697.00	31,634,587.00	44,412,922.00	125,056,567.00	111,788,532.00	14,486,204.00	2,497,781.00
PS		11,968,351.00	27,815,577.00	39,783,928.00	1,032,083.00	939,831.00	1,505,857.00	1,977,561.00	5,455,332.00	1,026,083.00	905,405.00	1,433,020.00	1,888,145.00	5,252,653.00	34,328,596.00	202,679.00	0.00
MOOE		77,173,184.00	114,420,198.00	191,593,382.00	19,249,475.00	20,619,265.00	25,220,545.00	50,348,396.00	115,437,681.00	12,271,530.00	21,722,689.00	22,945,711.00	41,993,287.00	98,933,217.00	76,155,701.00	14,267,179.00	2,237,285.00
FinEx (if Applicable)		0.00	0.00	0.00	0.00	0.00	0.00	0.00	0.00	0.00	0.00	0.00	0.00	0.00	0.00	0.00	0.00
CO		47,170,047.00	(24,718,273.00)	22,451,774.00	9,503,218.00	8,395,343.00	3,248,978.00	0.00	21,147,539.00	7,610,748.00	5,472,603.00	7,255,856.00	531,490.00	20,870,697.00	1,304,235.00	16,346.00	260,496.00
<b>Support to Operations</b>	20000000000000	17,775,439.00	185,083,298.00	202,858,737.00	806,549.00	1,002,012.00	410,681.00	13,616,364.00	15,835,606.00	480,825.00	1,003,434.00	554,873.00	7,661,769.00	9,700,901.00	187,023,131.00	4,669,505.00	1,465,200.00
Auxiliary Services	200000100001000	17,775,439.00	185,083,298.00	202,858,737.00	806,549.00	1,002,012.00	410,681.00	13,616,364.00	15,835,606.00	480,825.00	1,003,434.00	554,873.00	7,661,769.00	9,700,901.00	187,023,131.00	4,669,505.00	1,465,200.00
PS		0.00	477,500.00	477,500.00	0.00	0.00	0.00	0.00	0.00	0.00	0.00	0.00	0.00	0.00	477,500.00	0.00	0.00
MOOE		14,775,439.00	64,242,209.00	79,017,648.00	536,049.00	616,518.00	410,681.00	1,164,263.00	2,727,511.00	480,825.00	347,440.00	554,873.00	1,267,772.00	2,650,910.00	76,290,137.00	76,601.00	0.00
CO		3,000,000.00	120,363,589.00	123,363,589.00	270,500.00	385,494.00	0.00	12,452,101.00	13,108,095.00	0.00	655,994.00	0.00	6,393,997.00	7,049,991.00	110,255,494.00	4,592,904.00	1,465,200.00
<b>Sub-Total, Support to Operations</b>		17,775,439.00	185,083,298.00	202,858,737.00	806,549.00	1,002,012.00	410,681.00	13,616,364.00	15,835,606.00	480,825.00	1,003,434.00	554,873.00	7,661,769.00	9,700,901.00	187,023,131.00	4,669,505.00	1,465,200.00
PS		0.00	477,500.00	477,500.00	0.00	0.00	0.00	0.00	0.00	0.00	0.00	0.00	0.00	0.00	477,500.00	0.00	0.00
MOOE		14,775,439.00	64,242,209.00	79,017,648.00	536,049.00	616,518.00	410,681.00	1,164,263.00	2,727,511.00	480,825.00	347,440.00	554,873.00	1,267,772.00	2,650,910.00	76,290,137.00	76,601.00	0.00
FinEx (if Applicable)		0.00	0.00	0.00	0.00	0.00	0.00	0.00	0.00	0.00	0.00	0.00	0.00	0.00	0.00	0.00	0.00
CO		3,000,000.00	120,363,589.00	123,363,589.00	270,500.00	385,494.00	0.00	12,452,101.00	13,108,095.00	0.00	655,994.00	0.00	6,393,997.00	7,049,991.00	110,255,494.00	4,592,904.00	1,465,200.00
<b>Operations</b>	30000000000000	292,891,369.00	673,917,666.00	966,809,035.00	53,228,140.00	76,624,706.00	47,914,147.00	81,101,489.00	258,868,482.00	28,246,610.00	53,278,698.00	72,882,324.00	59,772,647.00	214,180,279.00	707,940,553.00	11,938,435.00	32,749,768.00
OO : Relevant and quality tertiary education ensured to achieve inclusive growth and access of poor but deserving students to quality tertiary education increased q	31000000000000	189,474,667.00	352,561,731.00	542,036,398.00	47,890,362.00	70,873,521.00	41,340,444.00	72,196,923.00	232,301,250.00	24,765,621.00	47,155,579.00	66,547,057.00	51,244,134.00	189,712,391.00	309,735,148.00	9,878,401.00	32,710,458.00
HIGHER EDUCATION PROGRAM	31010000000000	189,474,667.00	352,561,731.00	542,036,398.00	47,890,362.00	70,873,521.00	41,340,444.00	72,196,923.00	232,301,250.00	24,765,621.00	47,155,579.00	66,547,057.00	51,244,134.00	189,712,391.00	309,735,148.00	9,878,401.00	32,710,458.00
Provision of Higher Education Services	310100100002000	189,474,667.00	352,561,731.00	542,036,398.00	47,890,362.00	70,873,521.00	41,340,444.00	72,196,923.00	232,301,250.00	24,765,621.00	47,155,579.00	66,547,057.00	51,244,134.00	189,712,391.00	309,735,148.00	9,878,401.00	32,710,458.00
PS		51,314,614.00	104,260,104.00	155,574,718.00	8,002,283.00	10,468,478.00	1,939,560.00	24,211,825.00	44,622,146.00	6,895,296.00	11,366,990.00	1,688,607.00	22,801,206.00	42,752,099.00	110,952,572.00	1,870,047.00	0.00
MOOE		16,310,439.00	48,766,661.00	65,077,100.00	9,523,522.00	35,560,701.00	19,712,412.00	0.00	64,798,715.00	5,457,637.00	17,561,220.00	31,010,694.00	7,734,241.00	61,763,792.00	280,385.00	2,894,072.00	128,861.00
CO		121,849,614.00	199,534,966.00	221,484,580.00	30,368,557.00	24,844,262.00	10,688,472.00	47,086,008.00	122,002,300.00	12,412,000.00	10,227,000.00	33,826,363.00	20,708,687.00	85,195,500.00	198,502,191.00	6,114,428.00	32,571,607.00
ADVANCED EDUCATION PROGRAM	32010000000000	25,000,000.00	78,423,711.00	103,423,711.00	1,741,613.00	3,109,190.00	747,146.00	1,656,591.00	7,254,540.00	591,113.00	3,643,645.00	1,035,045.00	840,309.00	6,110,112.00	96,169,171.00	1,144,428.00	0.00
Provision of Advanced Education Services	320100100001000	25,000,000.00	78,423,711.00	103,423,711.00	1,741,613.00	3,109,190.00	747,146.00	1,656,591.00	7,254,540.00	591,113.00	3,643,645.00	1,035,045.00	840,309.00	6,110,112.00	96,169,171.00	1,144,428.00	0.00
PS		15,000,000.00	22,147,701.00	37,147,701.00	409,477.00	2,554,835.00	692,446.00	358,485.00	4,015,243.00	334,563.00	2,468,059.00	635,915.00	575,385.00	4,013,922.00	33,132,458.00	1,321.00	0.00
MOOE		7,500,000.00	35,844,585.00	43,344,585.00	772,536.00	554,355.00	54,700.00	672,678.00	2,054,269.00	96,036.00	776,500.00	399,130.00	264,924.00	1,536,590.00	41,290,316.00	517,679.00	0.00
CO		2,500,000.00	20,431,425.00	22,931,425.00	559,600.00	0.00	0.00	625,428.00	1,185,028.00	160,514.00	399,086.00	0.00	0.00	559,600.00	21,746,397.00	625,428.00	0.00
RESEARCH PROGRAM	32020000000000	39,208,351.00	119,027,040.00	158,235,391.00	1,936,657.00	1,341,772.00	2,020,184.00	3,088,769.00	8,387,382.00	1,380,036.00	1,330,595.00	1,890,351.00	3,364,061.00	7,965,043.00	149,848,009.00	416,339.00	6,000.00
Conduct of Research Services	320200100001000	39,208,351.00	119,027,040.00	158,235,391.00	1,936,657.00	1,341,772.00	2,020,184.00	3,088,769.00	8,387,382.00	1,380,036.00	1,330,595.00	1,890,351.00	3,364,061.00	7,965,043.00	149,848,009.00	416,339.00	6,000.00
PS		2,000,000.00	14,044,260.00	16,044,260.00	72,000.00	281,352.00	140,000.00	285,000.00	778,352.00	72,000.00	199,217.00	87,331.00	385,500.00	744,048.00	15,265,908.00	34,304.00	0.00
MOOE		17,208,351.00	45,664,024.00	62,872,375.00	1,864,657.00	985,420.00	1,788,574.00	2,803,769.00	7,442,420.00	1,308,036.00	1,056,378.00	1,762,076.00	2,978,561.00	7,105,051.00	55,429,955.00	331,369.00	6,000.00
CO		20,000,000.00	59,318,756.00	79,318,756.00	0.00	75,000.00	91,610.00	0.00	166,610.00	0.00	75,000.00	40,944.00	0.00	115,944.00	79,152,146.00	50,666.00	0.00
OO : Community engagement increased q	33000000000000	39,208,351.00	123,905,184.00	163,113,535.00	1,659,508.00	1,300,223.00	3,806,373.00	4,159,206.00	10,925,310.00	1,509,840.00	1,1						

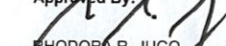
Department : State Universities and Colleges (SUCs)  
 Agency/Entity : Nueva Ecija University of Science and Technology  
 Operating Unit : < not applicable >  
 Organization Code (UACS) : 08 032 0000000  
 Fund Cluster : 05 - Internally Generated Funds  
 (e.g. UACS Fund Cluster: 05-Internally Generated Funds and 06-Business Related Funds)

Particulars	UACS CODE	Approved Budget			Utilizations					Disbursements					Balances		
		Approved Budgeted Revenue	Adjustments (Reductions, Modifications/ Augmentations)	Adjusted Budgeted Revenue	1st Quarter Ending March 31	2nd Quarter Ending June 30	3rd Quarter Ending September 30	4th Quarter Ending December 31	Total	1st Quarter Ending March 31	2nd Quarter Ending June 30	3rd Quarter Ending September 30	4th Quarter Ending December 31	Total	Unutilized Budget	Unpaid Obligations (10-15)=(17+18)	
																Due and Demandable	Not Yet Due and Demandable
1	2	3	4	5=(3+(-)4)	6	7	8	9	10=(6+7+8+9)	11	12	13	14	15=(11+12+13+14)	16=(5-10)	17	18
MOOE		54,227,141.00	174,705,021.00	228,932,162.00	12,541,191.00	37,481,351.00	23,274,126.00	4,603,013.00	77,899,681.00	7,176,048.00	19,550,118.00	34,743,990.00	12,401,052.00	73,871,208.00	151,032,481.00	3,850,312.00	178,161.00
FinEx (if Applicable)		0.00	0.00	0.00	0.00	0.00	0.00	0.00	0.00	0.00	0.00	0.00	0.00	0.00	0.00	0.00	0.00
CO		167,349,614.00	350,178,906.00	517,528,520.00	30,924,157.00	24,919,262.00	19,780,082.00	48,610,526.00	124,234,027.00	12,573,202.00	18,701,455.00	33,888,700.00	20,708,687.00	85,872,044.00	393,294,493.00	5,790,376.00	32,571,607.00
<b>GRAND TOTAL</b>		<b>446,978,390.00</b>	<b>976,518,466.00</b>	<b>1,423,496,856.00</b>	<b>83,819,465.00</b>	<b>107,581,157.00</b>	<b>78,300,208.00</b>	<b>147,043,810.00</b>	<b>416,744,640.00</b>	<b>49,635,796.00</b>	<b>82,382,829.00</b>	<b>105,071,784.00</b>	<b>111,847,338.00</b>	<b>348,937,747.00</b>	<b>1,006,752,216.00</b>	<b>31,094,144.00</b>	<b>36,712,749.00</b>
PS		83,282,965.00	177,326,816.00	260,609,781.00	10,794,875.00	15,163,924.00	6,365,796.00	29,865,511.00	62,190,106.00	9,523,443.00	15,932,530.00	5,682,654.00	28,551,053.00	59,689,680.00	198,419,675.00	2,500,426.00	0.00
MOOE		146,175,764.00	353,367,428.00	499,543,192.00	32,326,715.00	58,717,134.00	48,905,352.00	56,115,672.00	196,064,873.00	19,928,403.00	41,620,247.00	58,244,574.00	55,662,111.00	175,455,335.00	303,478,319.00	18,194,092.00	2,415,446.00
FinEx (if Applicable)		0.00	0.00	0.00	0.00	0.00	0.00	0.00	0.00	0.00	0.00	0.00	0.00	0.00	0.00	0.00	0.00
CO		217,519,661.00	445,824,222.00	663,343,883.00	40,697,875.00	33,700,099.00	23,029,060.00	61,062,627.00	158,489,661.00	20,183,950.00	24,830,052.00	41,144,556.00	27,634,174.00	113,792,732.00	504,854,222.00	10,399,626.00	34,297,303.00

Certified Correct:  
  
 LORNA N. EJAR  
 BUDGET OFFICER  
 Date: January 30, 2025 08:57 PM

Certified Correct:  
  
 MARIEL ANGELA L. BUENO-MIRANDA  
 ACCOUNTANT  
 Date: January 30, 2025 08:57 PM

Recommending Approval By:  
  
 EDUARDO R. GUILLASPER, JR.  
 CHIEF ADMINISTRATIVE OFFICER  
 Date: January 30, 2025 09:02 PM

Approved By:  
  
 RHODORA R. JUGO  
 AGENCY HEAD  
 Date: January 30, 2025 09:04 PM