

QUARTERLY REPORT OF REVENUE AND OTHER RECEIPTS  
As at the Quarter Ending December 31, 2019

Department : State Universities and Colleges (SUCs)  
Agency : Nueva Ecija University of Science and Technology  
Operating Unit : < not applicable >  
Organization Code : 08 032 0000000  
Fund Cluster : 05 - Internally Generated Funds

Classification/Sources of Revenue and Other Receipts	UACS CODE	REVENUE TARGET (Annual) per BESF	Actual Revenue and Other Receipts Collections					Cumulative Remittance/Deposits to Date			Variance		Remarks
			1st Quarter Ending March 31	2nd Quarter Ending June 30	3rd Quarter Ending Sept. 30	4th Quarter Ending Dec. 31	Total	Remittance to BTr	Deposited with AGDB	TOTAL	Amount	%	
1	2	3	4	5	6	7	8=[(6+(-)7)-8+9]	9	10	11=(9+10)	12=(8-3)	13=(12/3)	14
Internally Generated Funds		588,333,000.00	141,800,157.00	30,967,553.00	136,114,459.00	179,881,822.76	488,763,991.76	0.00	0.00	0.00	(99,569,008.24)	-17 %	
Revenue Collections		588,333,000.00	141,800,157.00	30,967,553.00	136,114,459.00	179,881,822.76	488,763,991.76	0.00	0.00	0.00	(99,569,008.24)	-17 %	
Cash Revenue		588,333,000.00	141,800,157.00	30,967,553.00	136,114,459.00	179,881,822.76	488,763,991.76	0.00	0.00	0.00	(99,569,008.24)	-17 %	
Non-Tax		588,333,000.00	141,800,157.00	30,967,553.00	136,114,459.00	179,881,822.76	488,763,991.76	0.00	0.00	0.00	(99,569,008.24)	-17 %	
Tuition Fees	4020201001	385,558,000.00	95,237,943.00	9,973,728.00	88,044,563.00	127,615,448.68	320,871,682.68	0.00	0.00	0.00	(64,686,317.32)	-17 %	
Other School Fees	4020201099	185,195,000.00	40,250,268.00	17,099,868.00	32,512,848.00	47,888,154.98	137,751,138.98	0.00	0.00	0.00	(47,443,861.02)	-26 %	
Other Business Income	4020299099	17,580,000.00	6,311,946.00	3,893,957.00	15,557,048.00	4,378,219.10	30,141,170.10	0.00	0.00	0.00	12,561,170.10	71 %	
TOTAL		588,333,000.00	141,800,157.00	30,967,553.00	136,114,459.00	179,881,822.76	488,763,991.76	0.00	0.00	0.00	(99,569,008.24)	-17 %	

Certified Correct:

BUENO MARIEL ANGELA LICUAN

Accountant

Date: 2020-01-22 15:20:37.0

Recommending-Approval:

GUILLASPER EDUARDO JR REYES

Director of Financial Management Services (FMS) or Equivalent

Date: 2020-01-22 15:21:40.0

Approved By:

JACOBA FELICIANA PASCUAL


Agency/Entity Head or Authorized Representative


Date: 2020-01-22 15:22:38.0


QUARTERLY REPORT OF REVENUE AND OTHER RECEIPTS  
As at the Quarter Ending December 31, 2019

Department : State Universities and Colleges (SUCs)  
Agency : Nueva Ecija University of Science and Technology  
Operating Unit : < not applicable >  
Organization Code : 08 032 0000000  
Fund Cluster : 05 - Internally Generated Funds

Classification/Sources of Revenue and Other Receipts	UACS CODE	REVENUE TARGET (Annual) per BESF	Actual Revenue and Other Receipts Collections					Cumulative Remittance/Deposits to Date			Variance		Remarks
			1st Quarter Ending March 31	2nd Quarter Ending June 30	3rd Quarter Ending Sept. 30	4th Quarter Ending Dec. 31	Total	Remittance to BTr	Deposited with AGDB	TOTAL	Amount	%	
1	2	3	4	5	6	7	8=[(6+(-)7)-8+9]	9	10	11=(9+10)	12=(8-3)	13=(12/3)	14
Internally Generated Funds		1,176,666,000.00	283,600,314.00	61,935,106.00	272,228,918.00	179,881,822.76	797,646,160.76	0.00	0.00	0.00	(379,019,839.24)	-32 %	
Revenue Collections		588,333,000.00	141,800,157.00	30,967,553.00	136,114,459.00	179,881,822.76	488,763,991.76	0.00	0.00	0.00	(99,569,008.24)	-17 %	
Cash Revenue		588,333,000.00	141,800,157.00	30,967,553.00	136,114,459.00	179,881,822.76	488,763,991.76	0.00	0.00	0.00	(99,569,008.24)	-17 %	
Non-Tax		588,333,000.00	141,800,157.00	30,967,553.00	136,114,459.00	179,881,822.76	488,763,991.76	0.00	0.00	0.00	(99,569,008.24)	-17 %	
Tuition Fees	4020201001	385,558,000.00	95,237,943.00	9,973,728.00	88,044,563.00	127,615,448.68	320,871,682.68	0.00	0.00	0.00	(64,686,317.32)	-17 %	
Other School Fees	4020201099	185,195,000.00	40,250,268.00	17,099,868.00	32,512,848.00	47,888,154.98	137,751,138.98	0.00	0.00	0.00	(47,443,861.02)	-26 %	
Other Business Income	4020299099	17,580,000.00	6,311,946.00	3,893,957.00	15,557,048.00	4,378,219.10	30,141,170.10	0.00	0.00	0.00	12,561,170.10	71 %	
Non-Revenue Collections/Other Receipts		588,333,000.00	141,800,157.00	30,967,553.00	136,114,459.00	0.00	308,882,169.00	0.00	0.00	0.00	(279,450,831.00)	-47 %	
Cash Receipts		588,333,000.00	141,800,157.00	30,967,553.00	136,114,459.00	0.00	308,882,169.00	0.00	0.00	0.00	(279,450,831.00)	-47 %	
Non-Tax		588,333,000.00	141,800,157.00	30,967,553.00	136,114,459.00	0.00	308,882,169.00	0.00	0.00	0.00	(279,450,831.00)	-47 %	
Tuition Fees	4020201001	385,558,000.00	95,237,943.00	9,973,728.00	88,044,563.00	0.00	193,256,234.00	0.00	0.00	0.00	(192,301,766.00)	-50 %	
Income Collected from Students	4020201002	0.00	0.00	0.00	0.00	0.00	0.00	0.00	0.00	0.00	0.00	0 %	
Other School Fees	4020201099	185,195,000.00	40,250,268.00	17,099,868.00	32,512,848.00	0.00	89,862,984.00	0.00	0.00	0.00	(95,332,016.00)	-51 %	
Other Business Income	4020299099	17,580,000.00	6,311,946.00	3,893,957.00	15,557,048.00	0.00	25,762,951.00	0.00	0.00	0.00	8,182,951.00	47 %	
TOTAL		1,176,666,000.00	283,600,314.00	61,935,106.00	272,228,918.00	179,881,822.76	797,646,160.76	0.00	0.00	0.00	(379,019,839.24)	-32 %	

Certified Correct:  
  
BUENO MARIEL ANGELA LICUAN  
Accountant  
Date: 2020-01-17 08:13:45.0

Recommending Approval:  
  
GUILLASPER EDUARDO JR REYES  
Director of Financial Management Services (FMS) or Equivalent  
Date: 2020-01-17 08:15:19.0

Approved By:  
  
JACOBA FELICIANA PASCUAL  
Agency/Entity Head or Authorized Representative  
Date: 2020-01-17 08:16:13.0