




QUARTERLY REPORT OF REVENUE AND OTHER RECEIPTS
As at the Quarter Ending June 30, 2024


Department : State Universities and Colleges (SUCs)
 Agency/Entity : Nueva Ecija University of Science and Technology
 Operating Unit : < not applicable >
 Organization Code (UACS) : 08 032 0000000
 Fund Cluster : 05 - Internally Generated Funds

Classification/Sources of Revenue and Other Receipts	UACS CODE	REVENUE TARGET (Annual) per BESF	Actual Revenue and Other Receipts Collections					Cumulative Remittance/Deposits to Date			Variance		Remarks
			1st Quarter Ending March 31	2nd Quarter Ending June 30	3rd Quarter Ending September 30	4th Quarter Ending December 31	Total	Remittance to BTr	Deposited with AGDB	Total	Amount	%	
1	2	3	4	5	6	7	8=(4+5+6+7)	9	10	11=(9+10)	12=(8-3)	13=(12/3)	14
Internally Generated Funds		565,740,000.00	31,259,999.00	168,939,749.00	0.00	0.00	200,199,748.00	0.00	0.00	0.00	(365,540,252.00)	-65 %	
Revenue Collections		565,740,000.00	31,259,999.00	168,939,749.00	0.00	0.00	200,199,748.00	0.00	0.00	0.00	(365,540,252.00)	-65 %	
Cash Revenue		565,740,000.00	31,259,999.00	168,939,749.00	0.00	0.00	200,199,748.00	0.00	0.00	0.00	(365,540,252.00)	-65 %	
Non-Tax		565,740,000.00	31,259,999.00	168,939,749.00	0.00	0.00	200,199,748.00	0.00	0.00	0.00	(365,540,252.00)	-65 %	
Tuition Fees	4020201001	430,861,000.00	4,697,394.00	87,371,471.00	0.00	0.00	92,068,865.00	0.00	0.00	0.00	(338,792,135.00)	-79 %	
Other School Fees	4020201099	112,726,000.00	14,902,870.00	76,125,736.00	0.00	0.00	91,028,606.00	0.00	0.00	0.00	(21,697,394.00)	-19 %	
Other Business Income	4020299099	22,153,000.00	11,659,735.00	5,442,542.00	0.00	0.00	17,102,277.00	0.00	0.00	0.00	(5,050,723.00)	-23 %	
GRAND TOTAL		565,740,000.00	31,259,999.00	168,939,749.00	0.00	0.00	200,199,748.00	0.00	0.00	0.00	(365,540,252.00)	-65 %	

Certified Correct:

 MARIEL ANGELA L. BUENO-MIRANDA
 ACCOUNTANT
 Date: July 22, 2024 01:58 PM

Certified Correct:

 LORNA N. EJAR
 BUDGET OFFICER
 Date: July 22, 2024 01:58 PM

Recommending Approval By:

 EDUARDO R. GUILLASPER, JR.
 CHIEF ADMINISTRATIVE OFFICER
 Date: July 22, 2024 02:03 PM

Approved By:

 RHODORA R. JUGO
 AGENCY HEAD
 Date: July 22, 2024 02:04 PM

FAR 6 - STATEMENT OF APPROVED BUDGET, UTILIZATIONS, DISBURSEMENTS AND BALANCES FOR TRUST RECEIPTS

(for Implementing Agency use only)

As at the Quarter Ending June 30, 2024

Department: State Universities and Colleges (SUCs)
 Agency: Nueva Ecija University of Science and Technology
 Operating Unit: < not applicable >
 Organization Code (UACS): 08 032 0000000
 Fund Cluster: 03 Special Account - Locally Funded/Domestic Grants Fund
 (e.g. UACS Fund Cluster: 05-Internally Generated Funds and 06-Business Related Funds)

X	Inter Agency Fund Transfer
	Grants and Donations (Less than 12 months)

Particulars	UACS CODE	Approved Budget			Utilizations					Disbursements				Balances			
		Approved Budgeted Revenue	Adjustments (Reductions, Modifications)	Adjusted Budgeted Revenue	1st Quarter Ending March 31	2nd Quarter Ending June 30	3rd Quarter Ending Sept. 30	4th Quarter Ending Dec. 31	Total	1st Quarter Ending March 31	2nd Quarter Ending June 30	3rd Quarter Ending Sept. 30	4th Quarter Ending Dec. 31	TOTAL	Unutilized Budget	Unpaid Obligations	
																Due and Demandable	Not Yet Due and Demandable
1	2	3	4	5=[3+(-)4]	6	7	8	9	10=(6+7+8+9)	11	12	13	14	15=(11+12+13+14)	16=(5-10)	17	18
Department of Science and Technology (DOST)		20,882,662.95	8,808,134.83	17,121,157.62	2,230,065.66	4,042,674.13	0.00	0.00	6,272,739.79	2,228,957.66	3,424,190.04	0.00	0.00	5,653,147.70	10,848,417.83	619,592.09	619,592.09
Office of the Secretary		20,882,662.95	8,808,134.83	17,121,157.62	2,230,065.66	4,042,674.13	0.00	0.00	6,272,739.79	2,228,957.66	3,424,190.04	0.00	0.00	5,653,147.70	10,848,417.83	619,592.09	619,592.09
Regional Office - III		20,882,662.95	8,808,134.83	17,121,157.62	2,230,065.66	4,042,674.13	0.00	0.00	6,272,739.79	2,228,957.66	3,424,190.04	0.00	0.00	5,653,147.70	10,848,417.83	619,592.09	619,592.09
Building Better Communities through Virtual Learning Space Internet of things and health enabling IP's		2,681,169.00	2,631,405.64	49,763.36	0.00	0.00	0.00	0.00	0.00	0.00	0.00	0.00	0.00	0.00	49,763.36	0.00	0.00
MOOE	2	2,681,169.00	2,631,405.64	49,763.36	0.00	0.00	0.00	0.00	0.00	0.00	0.00	0.00	0.00	0.00	49,763.36	0.00	0.00
Support to the Operation of the Central Luzon Industry and Energy Research and Development Consortium		3,264,071.50	1,087,773.89	3,264,071.50	319,815.72	150,635.01	0.00	0.00	470,450.73	319,815.72	125,605.24	0.00	0.00	445,420.96	2,793,620.77	25,029.77	0.00
PS	1	961,209.12	460,889.50	961,209.12	47,915.72	128,792.23	0.00	0.00	174,707.95	47,915.72	101,762.46	0.00	0.00	149,678.18	786,501.17	25,029.77	0.00
MOOE	2	2,302,862.38	626,884.39	2,302,862.38	271,900.00	23,842.78	0.00	0.00	295,742.78	271,900.00	23,842.78	0.00	0.00	295,742.78	2,007,119.60	0.00	0.00
Establishment of DOST-NEUST I-Metal (Incubator for Metal Technology Acceleration and Livelihood		10,742,968.00	3,849,749.06	10,742,968.00	1,674,096.25	2,189,300.57	0.00	0.00	3,863,396.82	1,674,096.25	1,616,846.25	0.00	0.00	3,290,942.50	6,879,571.18	572,454.32	0.00
PS	1	2,987,968.00	1,517,592.46	2,987,968.00	146,701.10	1,343,202.86	0.00	0.00	1,489,903.96	146,701.10	811,448.54	0.00	0.00	958,149.64	1,498,064.04	531,754.32	0.00
MOOE	2	3,815,000.00	201,155.60	3,815,000.00	0.00	301,618.34	0.00	0.00	301,618.34	0.00	260,918.34	0.00	0.00	260,918.34	3,513,381.66	40,700.00	0.00
CO	6	3,940,000.00	2,131,001.00	3,940,000.00	1,527,395.15	544,479.37	0.00	0.00	2,071,874.52	1,527,395.15	544,479.37	0.00	0.00	2,071,874.52	1,868,125.48	0.00	0.00
Quorum Sensing Inhibition of Endophytic Fungi from Yacon against Biofilm and Pyocyanin Production		1,254,322.45	109,106.55	1,254,322.45	194,226.10	60,443.79	0.00	0.00	254,669.89	193,118.10	60,443.79	0.00	0.00	253,561.89	999,652.56	1,108.00	0.00
PS	1	348,036.00	100,739.55	348,036.00	52,719.10	30,585.79	0.00	0.00	83,304.89	52,719.10	30,585.79	0.00	0.00	83,304.89	264,731.11	0.00	0.00
MOOE	2	906,286.45	8,367.00	906,286.45	141,507.00	29,858.00	0.00	0.00	171,365.00	140,399.00	29,858.00	0.00	0.00	170,257.00	734,921.45	1,108.00	0.00
Hydroponics Production of Onion under Protected Agriculture Farming System		2,940,132.00	1,130,099.69	1,810,032.31	41,927.59	1,642,294.76	0.00	0.00	1,684,222.35	41,927.59	1,621,294.76	0.00	0.00	1,663,222.35	125,809.96	21,000.00	0.00
PS	1	324,000.00	105,000.00	219,000.00	39,827.59	104,782.76	0.00	0.00	144,610.35	39,827.59	83,782.76	0.00	0.00	123,610.35	74,389.65	21,000.00	0.00
MOOE	2	160,000.00	40,580.00	119,420.00	2,100.00	65,899.69	0.00	0.00	67,999.69	2,100.00	65,899.69	0.00	0.00	67,999.69	51,420.31	0.00	0.00
CO	6	2,456,132.00	984,519.69	1,471,612.31	0.00	1,471,612.31	0.00	0.00	1,471,612.31	0.00	1,471,612.31	0.00	0.00	1,471,612.31	0.00	0.00	0.00
Other Executive Offices		52,022,530.00	22,528,303.32	50,316,026.68	0.00	0.00	0.00	0.00	0.00	0.00	0.00	0.00	0.00	0.00	50,316,026.68	0.00	0.00
Commission on Higher Education		52,022,530.00	22,528,303.32	50,316,026.68	0.00	0.00	0.00	0.00	0.00	0.00	0.00	0.00	0.00	0.00	50,316,026.68	0.00	0.00
Central Office		52,022,530.00	22,528,303.32	50,316,026.68	0.00	0.00	0.00	0.00	0.00	0.00	0.00	0.00	0.00	0.00	50,316,026.68	0.00	0.00
Development of NEUST Virtual Reality Platform for Educationalism		2,954,700.00	1,661,800.00	2,954,700.00	0.00	0.00	0.00	0.00	0.00	0.00	0.00	0.00	0.00	0.00	2,954,700.00	0.00	0.00
PS	1	552,000.00	0.00	552,000.00	0.00	0.00	0.00	0.00	0.00	0.00	0.00	0.00	0.00	0.00	552,000.00	0.00	0.00
MOOE	2	1,133,000.00	534,595.00	1,133,000.00	0.00	0.00	0.00	0.00	0.00	0.00	0.00	0.00	0.00	0.00	1,133,000.00	0.00	0.00
CO	6	1,269,700.00	1,127,205.00	1,269,700.00	0.00	0.00	0.00	0.00	0.00	0.00	0.00	0.00	0.00	0.00	1,269,700.00	0.00	0.00
Strengthening the Civil Engineering Program of NEUST for Enhance Global Relevance		25,000,000.00	0.00	25,000,000.00	0.00	0.00	0.00	0.00	0.00	0.00	0.00	0.00	0.00	0.00	25,000,000.00	0.00	0.00
MOOE	2	0.00	0.00	0.00	0.00	0.00	0.00	0.00	0.00	0.00	0.00	0.00	0.00	0.00	0.00	0.00	0.00
CO	6	25,000,000.00	0.00	25,000,000.00	0.00	0.00	0.00	0.00	0.00	0.00	0.00	0.00	0.00	0.00	25,000,000.00	0.00	0.00
Strengthening the Food Technology and Related Programs of the Nueva Ecija University of Science and Technology for Enhanced Global Relevance		20,000,000.00	19,160,000.00	20,000,000.00	0.00	0.00	0.00	0.00	0.00	0.00	0.00	0.00	0.00	0.00	20,000,000.00	0.00	0.00
MOOE	2	0.00	0.00	0.00	0.00	0.00	0.00	0.00	0.00	0.00	0.00	0.00	0.00	0.00	0.00	0.00	0.00
CO	6	20,000,000.00	19,160,000.00	20,000,000.00	0.00	0.00	0.00	0.00	0.00	0.00	0.00	0.00	0.00	0.00	20,000,000.00	0.00	0.00
Management of Pandemic Waste of Communities Along Upper Pampanga River: Implications to Policy-Making and Sustainable		4,067,830.00	1,706,503.32	2,361,326.68	0.00	0.00	0.00	0.00	0.00	0.00	0.00	0.00	0.00	0.00	2,361,326.68	0.00	0.00
PS	1	1,205,208.19	839,100.00	366,108.19	0.00	0.00	0.00	0.00	0.00	0.00	0.00	0.00	0.00	0.00	366,108.19	0.00	0.00
MOOE	2	2,862,621.81	867,403.32	1,995,218.49	0.00	0.00	0.00	0.00	0.00	0.00	0.00	0.00	0.00	0.00	1,995,218.49	0.00	0.00
Department of Health		892,567.13	601,807.50	290,759.63	0.00	0.00	0.00	0.00	0.00	0.00	0.00	0.00	0.00	0.00	290,759.63	0.00	0.00
Regional Office - III		892,567.13	601,807.50	290,759.63	0.00	0.00	0.00	0.00	0.00	0.00	0.00	0.00	0.00	0.00	290,759.63	0.00	0.00
A review of the status of implementation of COVID-19 vaccination program among Local Government Units in Central Luzon, the Philippines from March to September 2021: Challenges and Opportunities for Policy Reform"		892,567.13	601,807.50	290,759.63	0.00	0.00	0.00	0.00	0.00	0.00	0.00	0.00	0.00	0.00	290,759.63	0.00	0.00
PS	1	101,600.00	26,220.00	75,380.00	0.00	0.00	0.00	0.00	0.00	0.00	0.00	0.00	0.00	0.00	75,380.00	0.00	0.00
MOOE	2	790,967.13	575,587.50	215,379.63	0.00	0.00	0.00	0.00	0.00	0.00	0.00	0.00	0.00	0.00	215,379.63	0.00	0.00
National Commission For Culture And Arts		400,000.00	0.00	400,000.00	125,740.00	0.00	0.00	0.00	125,740.00	125,740.00	0.00	0.00	0.00	125,740.00	274,260.00	0.00	0.00
Regional Office - III		400,000.00	0.00	400,000.00	125,740.00	0.00	0.00	0.00	125,740.00	125,740.00	0.00	0.00	0.00	125,740.00	274,260.00	0.00	0.00
Tanglaw ng Buhay		400,000.00	0.00	400,000.00	125,740.00	0.00	0.00	0.00	125,740.00	125,740.00	0.00	0.00	0.00	125,740.00	274,260.00	0.00	0.00
PS	1	200,000.00	52,000.00	148,000.00	124,000.00	0.00	0.00	0.00	124,000.00	124,000.00	0.00	0.00	0.00	124,000.00	24,000.00	0.00	0.00
MOOE	2	200,000.00	(52,000.00)	148,000.00	0.00	0.00	0.00	0.00	0.00	0.00	0.00	0.00	0.00	0.00	0.00	0.00	0.00
GRAND TOTAL:		74,197,760.08	31,938,245.65	68,127,943.63	2,355,805.68	4,042,674.13	0.00	0.00	6,398,479.79	2,354,897.66	3,424,190.04	0.00	0.00	5,778,897.70	61,729,464.14	619,592.09	0.00
PS	1	6,680,019.31	3,101,541.51	5,657,899.31	411,163.51	1,469,995.09	0.00	0.00	2,018,527.15	411,163.51	1,027,579.55	0.00	0.00	1,438,743.06	3,641,172.16	0.00	0.00
MOOE	2	14,851,908.77	5,433,978.45	10,788,932.31	417,247.00	355,319.12	0.00	0.00	838,465.81	416,139.00	380,518.81	0.00	0.00	798,657.81	9,950,466.50	0.00	0.00
CO	6	52,665,832.00	23,402,725.69	51,681,312.31	1,527,395.15	0.00	0.00	0.00	3,543,486.83	1,527,395.15	2,016,091.68	0.00	0.00	3,543,486.83	46,137,825.48	0.00	0.00