

**DETAILED STATEMENT OF CURRENT YEAR'S OBLIGATIONS, DISBURSEMENTS AND UNPAID OBLIGATIONS**

As of December 31, 2015

Department: STATE UNIVERSITIES AND COLLEGES

Agency : NUEVA ECIJA UNIVERSITY OF SCIENCE AND TECHNOLOGY

Region/Province/City: III / NUEVA ECIJA / CABANATUAN

Fund: 101

Program/Activity/Project (P/A/P) Account Title	Account Code	Current Year Obligations					Disbursements					Balance (Unpaid Obligations)	Breakdown of Unpaid Obligations	
		1st Quarter ending March 31	2nd Quarter ending June 30	3rd Quarter ending Sept. 30	4th Quarter ending Dec. 31	Total	1st Quarter ending March 31	2nd Quarter ending June 30	3rd Quarter ending Sept. 30	4th Quarter ending Dec. 31	Total		Accounts Payable	Obligations Not Yet Due and Demandable
1	2	3	4	5	6	7	8	9	10	11	12	13=[7-12] = [14+15]	14	15
<b>1. CURRENT YEAR BUDGET/APPROPRIATIONS</b>														
<b>A. AGENCY SPECIFIC BUDGET</b>														
<b>P/A/P - GASS, STO AND OPERATIONS</b>														
<b>Personnel Services</b>		<b>39,924,588.99</b>	<b>40,049,912.82</b>	<b>33,178,184.19</b>	<b>52,902,130.99</b>	<b>166,054,816.99</b>	<b>39,538,798.36</b>	<b>40,152,387.18</b>	<b>30,212,223.80</b>	<b>54,060,815.83</b>	<b>163,964,225.17</b>	<b>2,090,591.82</b>	<b>2,090,591.82</b>	<b>-</b>
Salaries and Wages														
Salaries and Wages - Regular	5 01 01 010	32,885,749.11	29,785,349.97	29,378,813.67	27,772,479.95	<b>119,822,392.70</b>	32,670,549.58	30,000,549.50	26,234,900.60	29,135,903.37	<b>118,041,903.05</b>	1,780,489.65	1,780,489.65	
Salaries and Wages - Casual/Contractual/Part-time	5 01 01 020	246,647.00	94,010.60	140,880.80	129,295.00	<b>610,833.40</b>	246,647.00	94,010.60	140,880.80	102,232.76	<b>583,771.16</b>	27,062.24	27,062.24	
Other Compensation														
Personnel Economic Relief Allowance	5 01 02 010	2,601,363.58	2,377,118.07	2,349,545.39	2,239,000.01	<b>9,567,027.05</b>	2,469,272.48	2,312,818.02	2,510,572.95	2,239,000.01	<b>9,531,663.46</b>	35,363.59	35,363.59	
Representation Allowance	5 01 02 020	281,000.00	316,500.00	268,909.09	339,074.23	<b>1,205,483.32</b>	276,000.00	316,500.00	268,909.09	301,000.00	<b>1,162,409.09</b>	43,074.23	43,074.23	
Transportation Allowance	5 01 02 030	281,000.00	316,500.00	268,909.09	339,074.23	<b>1,205,483.32</b>	276,000.00	316,500.00	268,909.09	301,000.00	<b>1,162,409.09</b>	43,074.23	43,074.23	
Clothing/Uniform Allowance	5 01 02 040	2,100,000.00	30,000.00	30,000.00		<b>2,160,000.00</b>	2,080,000.00	20,000.00		60,000.00	<b>2,160,000.00</b>	-	-	
Subsistence Allowance	5 01 02 050	5,750.00	13,500.00	2,725.00	40,848.50	<b>62,823.50</b>	5,750.00	2,050.00	14,175.00	33,631.79	<b>55,606.79</b>	7,216.71	7,216.71	
Laundry Allowance	5 01 02 060	783.35	1,840.82	371.59	5,570.08	<b>8,565.84</b>	783.35	279.50	1,932.91	3,896.49	<b>6,892.25</b>	1,673.59	1,673.59	
Productivity Incentive Allowance	5 01 02 080	717,000.00	63,000.00			<b>780,000.00</b>	717,000.00	63,000.00			<b>780,000.00</b>	-	-	
Honoraria	5 01 02 100	280,839.10	101,188.80	143,560.00	1,495,630.28	<b>2,021,218.18</b>	272,339.10	80,875.00	172,373.80	1,420,389.83	<b>1,945,977.73</b>	75,240.45	75,240.45	
Hazard Pay	5 01 02 110													
Longevity Pay	5 02 02 120				266,251.82	<b>266,251.82</b>				229,370.22	<b>229,370.22</b>	36,881.60	36,881.60	
Overtime and Night Pay	5 01 02 130				278,383.97	<b>278,383.97</b>				278,383.97	<b>278,383.97</b>	-	-	
Midyear/Year-End Bonus	5 01 02 140	-	5,273,602.50	-	5,702,357.86	<b>10,975,960.36</b>	-	5,273,602.50		5,702,357.86	<b>10,975,960.36</b>	-	-	-
Cash Gift	5 01 02 150	-	1,077,500.00		1,087,500.00	<b>2,165,000.00</b>	-	1,077,500.00		1,087,500.00	<b>2,165,000.00</b>	-	-	-
Other Bonuses and Allowances	5 01 02 990													
<b>Personnel Benefits Contributions</b>														
Retirement and Life Insurance Contributions	5 01 03 010	-				-	-				-	-	-	-
PAG-IBIG Contributions	5 01 03 020	130,862.50	129,600.00	126,400.00	133,137.50	<b>520,000.00</b>	130,862.50	124,500.00	131,500.00	132,700.00	<b>519,562.50</b>	437.50	437.50	
Philhealth Contributions	5 01 03 030	265,812.50	341,212.50	337,740.00	330,428.03	<b>1,275,193.03</b>	265,812.50	341,212.50	337,740.00	290,350.00	<b>1,235,115.00</b>	40,078.03	40,078.03	
Employees Compensation Insurance Premiums	5 01 03 040	127,781.85	128,989.56	130,329.56	130,899.03	<b>518,000.00</b>	127,781.85	128,989.56	130,329.56	130,899.03	<b>518,000.00</b>	-	-	
<b>Other Personnel Benefits</b>														
Pension Benefits	5 01 04 010													
Retirement Gratuity	5 01 04 020													
Terminal Leave Benefits	5 01 04 030				4,596,602.00	<b>4,596,602.00</b>				4,596,602.00	<b>4,596,602.00</b>			
Other Personnel Benefits	5 01 04 990				8,015,598.50	<b>8,015,598.50</b>				8,015,598.50	<b>8,015,598.50</b>			



**DETAILED STATEMENT OF CURRENT YEAR'S OBLIGATIONS, DISBURSEMENTS AND UNPAID OBLIGATIONS**

As of December 31, 2015

Department: STATE UNIVERSITIES AND COLLEGES

Agency : NUEVA ECIJA UNIVERSITY OF SCIENCE AND TECHNOLOGY

Region/Province/City: III / NUEVA ECIJA / CABANATUAN

Fund: 101

Program/Activity/Project (P/A/P) Account Title	and Account Code	Current Year Obligations					Disbursements					Balance (Unpaid Obligations)	Breakdown of Unpaid Obligations	
		1st Quarter ending March 31	2nd Quarter ending June 30	3rd Quarter ending Sept. 30	4th Quarter ending Dec. 31	Total	1st Quarter ending March 31	2nd Quarter ending June 30	3rd Quarter ending Sept. 30	4th Quarter ending Dec. 31	Total		Accounts Payable	Obligations Not Yet Due and Demandable
1	2	3	4	5	6	7	8	9	10	11	12	13=[7-12] = [14+15]	14	15
<b>Maintenance &amp; Other Operating Expenses</b>		<b>6,434,386.52</b>	<b>8,300,834.28</b>	<b>18,224,734.58</b>	<b>13,377,576.23</b>	<b>46,337,531.61</b>	<b>5,451,453.81</b>	<b>8,415,713.22</b>	<b>18,071,406.17</b>	<b>13,019,094.56</b>	<b>44,957,667.76</b>	<b>1,379,863.85</b>	<b>1,379,863.85</b>	<b>-</b>
Travelling Expenses														
Travelling Expenses - Local	5 01 01 010	66,891.74	79,630.40	347,916.32	210,948.92	<b>705,387.38</b>	13,127.74	85,330.00	364,863.82	242,065.82	<b>705,387.38</b>	-	-	
Travelling Expenses - Foreign	5 01 01 020	1,500.00	1,151.00		66,741.36	<b>69,392.36</b>	1,500.00	1,151.00		66,741.36	<b>69,392.36</b>			
Training and Scholarship Expenses														
Training Expenses	5 02 02 010	234,182.00	203,615.00	395,060.00	685,389.00	<b>1,518,246.00</b>	234,182.00	161,715.00	428,813.65	693,535.35	<b>1,518,246.00</b>	-	-	
Scholarship Grants/Expenses	5 02 02 020	59,900.00	483,447.50	8,167,023.65	6,597,928.00	<b>15,308,299.15</b>	59,900.00	483,447.50	7,321,889.88	7,443,061.77	<b>15,308,299.15</b>	-	-	
Supplies and Materials Expenses														
Office Supplies Expenses	5 02 03 010	1,546,722.00	1,489,354.20	611,996.29	409,927.51	<b>4,058,000.00</b>	945,413.16	1,697,407.86	1,005,251.47	409,927.51	<b>4,058,000.00</b>	-	-	
Accountable Forms Expenses	5 02 03 020	-	279,950.00	12,000.00		<b>291,950.00</b>	-	279,500.00	12,450.00		<b>291,950.00</b>	-	-	
Animal/Zoological Supplies Expenses	5 02 03 040													
Food Supplies Expenses	5 02 03 050					-					-	-		
Drugs and Medicines Expenses	5 02 03 070													
Medical, Dental & Laboratory Supplies Exp.	5 02 03 080	7,210.00	64,740.00	110,365.00		<b>182,315.00</b>	1,220.00	13,615.00	110,365.00		<b>125,200.00</b>	<b>57,115.00</b>	57,115.00	
Fuel, Oil and Lubricants Expenses	5 02 03 090	27,373.71	41,152.35	82,867.11	23,793.00	<b>175,186.17</b>	27,373.71	37,052.35	74,812.94	35,947.17	<b>175,186.17</b>	-		
Agricultural Supplies Expenses	5 02 03 100													
Textbooks and Instructional Materials	5 02 03 110	33,021.00	1,934.60		3,000.00	<b>37,955.60</b>	27,981.00	6,974.60			<b>34,955.60</b>	<b>3,000.00</b>	3,000.00	
Other Supplies and Materials Expenses	5 02 03 990	1,025,508.17	543,134.40	1,626,261.55	812,059.40	<b>4,006,963.52</b>	1,016,733.43	551,909.14	1,626,261.55	629,534.08	<b>3,824,438.20</b>	<b>182,525.32</b>	182,525.32	
Utility Expenses														
Water Expenses	5 02 04 010	227,637.59	216,027.79	252,882.01	27,390.43	<b>723,937.82</b>	59,457.86	216,027.79	421,061.74	27,390.43	<b>723,937.82</b>	-	-	
Electricity Expenses	5 02 04 020	2,393,981.45	3,342,654.31	4,426,845.45	1,809,191.21	<b>11,972,672.42</b>	2,393,981.45	3,342,654.31	4,426,845.45	1,700,911.43	<b>11,864,392.64</b>	<b>108,279.78</b>	108,279.78	
Communication Expenses														
Postage and Courier Services	5 02 05 010	1,550.00	1,685.00	175.00	170.00	<b>3,580.00</b>	1,550.00	1,101.00	320.00	609.00	<b>3,580.00</b>	-	-	
Telephone Expenses - Mobile	5 02 05 020	4,200.00	11,423.94	9,857.65		<b>25,481.59</b>	4,200.00	11,423.94	9,857.65		<b>25,481.59</b>	-		
Telephone Expenses - Landline	5 02 05 020	32,306.35	33,901.64	28,529.07	24,873.43	<b>119,610.49</b>	32,306.35	33,901.64	11,885.04		<b>78,093.03</b>	<b>41,517.46</b>	41,517.46	
Internet Subscription Expenses	5 02 05 030					-					-	-		
Cable, Satellite, Telegraph & Radio Exp.	5 02 05 040	884.80	1,327.21	1,327.20	884.80	<b>4,424.01</b>	884.80	1,327.21	1,327.20	884.80	<b>4,424.01</b>	-		
Awards/Rewards Expenses	5 02 06 010													
Survey Expenses						-					-			
Extraordinary and Miscellaneous Expenses	5 02 10 030	-	41,871.03	19,956.65	29,564.73	<b>91,392.41</b>	-	41,871.03	19,956.65	29,564.73	<b>91,392.41</b>	-		
Professional Services						-					-			
Legal Services	5 02 11 010	-	1,973.00	370.00		<b>2,343.00</b>		1,973.00	370.00		<b>2,343.00</b>			
Auditing Services	5 02 11 020	18,795.00	15,326.00	9,682.00	12,687.00	<b>56,490.00</b>	18,795.00	11,478.44	13,529.56	2,033.00	<b>45,836.00</b>	<b>10,654.00</b>	10,654.00	
Consultancy Services	5 02 11 030													
Other Professional Services	5 02 11 990		8,520.00	275,550.00	1,700.00	<b>285,770.00</b>	-	8,520.00	275,550.00	1,700.00	<b>285,770.00</b>			



As of December 31, 2015

Fund: 101

Program/Activity/Project (P/A/P) Account Title	and	Account Code	Current Year Obligations				Disbursements					Balance (Unpaid Obligations)	Breakdown of Unpaid Obligations		
			1st Quarter ending March 31	2nd Quarter ending June 30	3rd Quarter ending Sept. 30	4th Quarter ending Dec. 31	Total	1st Quarter ending March 31	2nd Quarter ending June 30	3rd Quarter ending Sept. 30	4th Quarter ending Dec. 31		Total	Accounts Payable	Obligations Not Yet Due and Demandable
1		2	3	4	5	6	7	8	9	10	11	12	13=[7-12] = [14+15]	14	15
General Services							-					-			
Janitorial Services		5 02 12 020	16,963.00	35,937.50	16,860.00	379,784.25	449,544.75	16,105.00	23,352.50		404,519.61	443,977.11	5,567.64	5,567.64	
Security Services		5 02 12 030													
Other General Services		5 02 12 990		86,120.00	6,809.96		92,929.96		72,200.00	400.00		72,600.00	20,329.96	20,329.96	
Repairs & Maintenance															
RM - Land Improvements		5 02 13 020													
RM - Buildings		5 02 13 040	-	580,200.00	44,158.00	444,555.19	1,068,913.19	-	563,943.00	60,415.00		624,358.00	444,555.19	444,555.19	
RM - Schoo Buildings		5 02 13 040	16,366.62	198,480.00	1,206,018.19	435,000.00	1,855,864.81	14,022.72	198,480.00	1,208,362.09		1,420,864.81	435,000.00	435,000.00	
RM - Office Equipment		5 02 13 050	3,500.00	64,942.00	38,084.28	27,768.00	134,294.28	3,500.00	64,942.00	38,084.28	27,768.00	134,294.28	-		
RM - Agricultural Equipment		5 02 13 050	9,570.00				9,570.00			9,570.00		9,570.00			
RM - Transportation Equipment		5 02 13 060	50,476.75	128,821.75	183,039.50	365,797.00	728,135.00	7,386.75	155,459.75	199,491.50	365,797.00	728,135.00	-	-	
RM - Furnitures and Fixtures		5 02 13 070										-			
RM - Other Property, Plant and Equipment		5 02 13 990	65,550.00	432.00		40,286.00	106,268.00	3,500.00		62,482.00	3,000.00	68,982.00	37,286.00	37,286.00	
Financial Assistance/Subsidy															
Subsidy to National Government Agencies															
Financial Assistance to Local Government Units															
Taxes, Insurance Premiums and Other Fees															
Taxes, Duties and Licenses		5 02 15 010	12,492.24	8,738.06	15,301.06	3,000.00	39,531.36	12,492.24	8,738.06	15,301.06	3,000.00	39,531.36	-	-	
Fidelity Bond Premiums		5 02 15 020	52,500.00	3,000.00	12,000.00	6,272.00	73,772.00	52,500.00	3,000.00	12,000.00	145.00	67,645.00	6,127.00	6,127.00	
Insurance Expenses		5 02 15 030	17,622.90		2,539.66		20,162.56	17,622.90		2,539.66		20,162.56	-	-	
Labor and Wages		5 02 16 010	129,278.20	94,352.50	105,164.40	143,204.90	472,000.00	128,394.70	95,236.00	105,164.40	143,204.90	472,000.00	-	-	
Other Maintenance & Operating Expenses															
Advertising Expenses		5 02 99 010	1,000.00	62,827.60	9,774.00		73,601.60	1,000.00	61,867.60	10,734.00		73,601.60	-		
Printing and Publication Expenses		5 02 99 020	46,762.00	71,665.00	106,296.60	26,359.10	251,082.70	46,762.00	71,665.00	106,296.60	26,359.10	251,082.70	-	-	
Representation Expenses		5 02 99 030	229,018.00	36,094.50	80,181.98	79,325.00	424,619.48	229,018.00	36,094.50	80,181.98	79,325.00	424,619.48	-		
Transportation and Delivery Expenses		5 02 99 040													
Rent/Lease Expenses		5 02 99 050	15,000.00	2,450.00	1,120.00	71,400.00	89,970.00	7,200.00	8,400.00	2,970.00	71,400.00	89,970.00	-	-	
Membership Dues and Contributions to Orgs.		5 02 99 060	26,000.00		13,000.00	18,500.00	57,500.00	26,000.00		13,000.00	18,500.00	57,500.00	-		
Subscription Expenses		5 02 99 070	30,153.00	61,269.00	5,722.00	116,576.00	213,720.00	30,153.00	61,269.00	5,722.00	88,669.50	185,813.50	27,906.50	27,906.50	
Donations		5 02 99 080	-			5,000.00	5,000.00	-			5,000.00	5,000.00	-		
Other Maintenance & Operating Expenses		5 02 99 990	30,470.00	2,685.00		498,500.00	531,655.00	17,190.00	2,685.00	13,280.00	498,500.00	531,655.00	-		
Financial Expenses															
Interest Expenses		5 03 01 020													
Bank Charges		5 03 01 040													
Other Financial Charges		5 03 01 990													



**DETAILED STATEMENT OF CURRENT YEAR'S OBLIGATIONS, DISBURSEMENTS AND UNPAID OBLIGATIONS**

As of December 31, 2015

Department: STATE UNIVERSITIES AND COLLEGES

Agency : NUEVA ECIJA UNIVERSITY OF SCIENCE AND TECHNOLOGY

Region/Province/City: III / NUEVA ECIJA / CABANATUAN

Fund: 101


Program/Activity/Project (P/A/P) Account Title	and Account Code	Current Year Obligations					Disbursements					Balance (Unpaid Obligations)  13=[7-12] = [14+15]	Breakdown of Unpaid Obligations	
		1st Quarter ending March 31	2nd Quarter ending June 30	3rd Quarter ending Sept. 30	4th Quarter ending Dec. 31	Total	1st Quarter ending March 31	2nd Quarter ending June 30	3rd Quarter ending Sept. 30	4th Quarter ending Dec. 31	Total		Accounts Payable	Obligations Not Yet Due and Demandable
1	2	3	4	5	6	7	8	9	10	11	12		14	15
<b>Capital Outlays</b>			<b>3,058,153.64</b>	<b>2,770,343.80</b>	<b>4,480,200.54</b>	<b>10,308,697.98</b>		<b>3,058,153.64</b>	<b>2,770,343.80</b>	<b>4,480,200.54</b>	<b>10,308,697.98</b>	-	-	
Property, Plant and Equipment														
Land	1 06 01 010													
Other Land Improvements	1 06 02 990													
Buildings and Other Structures						-			-		-	-		
Buildings	1 06 04 010													
Schoolbuildings	1 06 04 020		3,058,153.64	2,770,343.80	4,480,200.54	<b>10,308,697.98</b>		3,058,153.64	2,770,343.80	4,480,200.54	<b>10,308,697.98</b>			
Other Structures	1 06 04 990					-					-	-		
Transportation Equipment														
Motor Vehicles	1 06 06 010													
Other Transportation Equipment	1 06 06 990													
Furnitures, Fixtures and Books														
Furnitures and Fixtures	1 06 07 010													
Books	1 06 07 020													
<b>B. SPECIAL PURPOSE FUNDS</b>		<b>254,482.86</b>	<b>16,042,668.27</b>	<b>10,658,581.05</b>	<b>14,917,303.93</b>	<b>41,873,036.11</b>	<b>254,482.86</b>	<b>14,830,815.00</b>	<b>11,857,934.32</b>	<b>14,917,303.93</b>	<b>41,860,536.11</b>	<b>12,500.00</b>	<b>12,500.00</b>	
Miscellaneous Personnel Benefits Fund		254,482.86	4,568,779.27	5,166,538.05	7,084,892.10	<b>16,820,209.42</b>	254,482.86	3,356,926.00	6,378,391.32	7,084,892.10	<b>16,820,209.42</b>			
Productivity Enhancement Incentive-Civilian	5 01 02 990		11,223,878.00	110,681.00	333,851.00	<b>11,668,410.00</b>		11,223,878.00	110,681.00	333,851.00	<b>11,668,410.00</b>	-		
Performance Based Bonus-Civilian	5 01 02 990			4,616,400.00		<b>4,616,400.00</b>			4,603,900.00		<b>4,603,900.00</b>	12,500.00	12,500.00	
Other Personnel Benefits														
Terminal Leave Benefits	5 01 04 030	-	250,011.00	764,962.00	163,898.00	<b>1,178,871.00</b>	-	250,011.00	764,962.00	163,898.00	<b>1,178,871.00</b>	-		
Rehabilitation and Reconstruction Program														
Schoolbuildings	5 06 04 040				4,364,489.83	<b>4,364,489.83</b>				4,364,489.83	<b>4,364,489.83</b>			
Office Equipment	5 06 04 050				2,970,173.00	<b>2,970,173.00</b>				2,970,173.00	<b>2,970,173.00</b>	-		
<b>C. AUTOMATIC APPROPRIATIONS</b>		<b>3,968,414.40</b>	<b>4,114,618.32</b>	<b>4,046,950.22</b>	<b>4,113,604.98</b>	<b>16,243,587.92</b>	<b>3,968,414.40</b>	<b>4,114,618.32</b>	<b>4,044,612.72</b>	<b>4,113,604.98</b>	<b>16,241,250.42</b>	<b>2,337.50</b>	<b>2,337.50</b>	
Retirement and Life Insurance Premium														
Life & Retirement Contributions	5 01 03 010	3,968,414.40	4,114,618.32	4,046,950.22	4,113,604.98	<b>16,243,587.92</b>	3,968,414.40	4,114,618.32	4,044,612.72	4,113,604.98	<b>16,241,250.42</b>	2,337.50	2,337.50	
<b>TOTAL CURRENT YEAR BUDGET/APPROPRIATION</b>		<b>50,581,872.77</b>	<b>71,566,187.33</b>	<b>68,878,793.84</b>	<b>89,790,816.67</b>	<b>280,817,670.61</b>	<b>49,213,149.43</b>	<b>70,571,687.36</b>	<b>66,956,520.81</b>	<b>90,591,019.84</b>	<b>277,332,377.44</b>	<b>3,485,293.17</b>	<b>3,485,293.17</b>	-
<b>II. PRIOR YEARS' BUDGET/CONTINUING APPROPRIATION</b>														
<b>D. Unreleased Appropriations</b>														
Personnel Services														
Maintenance & Other Operating Expenses		2,318,525.60	834,362.94	742,519.68	3,840,158.49	<b>7,735,566.71</b>	2,318,525.60	834,362.94	543,395.64	4,039,282.53	<b>7,735,566.71</b>	-		
Financial Expenses														
Capital Outlays		1,879,599.27	5,661,081.08	6,725,516.35		<b>14,266,196.70</b>	1,879,599.27	5,661,081.08	6,725,516.35		<b>14,266,196.70</b>	-		
<b>TOTAL PRIOR YEAR'S BUDGET/CONTINUING APPRO.</b>		<b>4,198,124.87</b>	<b>6,495,444.02</b>	<b>7,468,036.03</b>	<b>3,840,158.49</b>	<b>22,001,763.41</b>	<b>4,198,124.87</b>	<b>6,495,444.02</b>	<b>7,268,911.99</b>	<b>4,039,282.53</b>	<b>22,001,763.41</b>	-	-	-
<b>GRAND TOTAL</b>		<b>54,779,997.64</b>	<b>78,061,631.35</b>	<b>76,346,829.87</b>	<b>93,630,975.16</b>	<b>302,819,434.02</b>	<b>53,411,274.30</b>	<b>77,067,131.38</b>	<b>74,225,432.80</b>	<b>94,630,302.37</b>	<b>299,334,140.85</b>	<b>3,485,293.17</b>	<b>3,485,293.17</b>	-

**DETAILED STATEMENT OF CURRENT YEAR'S OBLIGATIONS, DISBURSEMENTS AND UNPAID OBLIGATIONS**  
As of December 31, 2015


Department: STATE UNIVERSITIES AND COLLEGES  
Agency : NUEVA ECIJA UNIVERSITY OF SCIENCE AND TECHNOLOGY  
Region/Province/City: III / NUEVA ECIJA / CABANATUAN  
Fund: 101

Program/Activity/Project (P/A/P) Account Title	and Account Code	Current Year Obligations					Disbursements					Balance (Unpaid Obligations)	Breakdown of Unpaid Obligations	
		1st Quarter ending March 31	2nd Quarter ending June 30	3rd Quarter ending Sept. 30	4th Quarter ending Dec. 31	Total	1st Quarter ending March 31	2nd Quarter ending June 30	3rd Quarter ending Sept. 30	4th Quarter ending Dec. 31	Total		Accounts Payable	Obligations Not Yet Due and Demandable
1	2	3	4	5	6	7	8	9	10	11	12	13=[7-12]	14	15


Certified Correct:

  
**LORNA N. EJAR**  
Budget Officer IV  
Date: January 28, 2016

Approved by:

  
**ENGR. ERNESTO A. DELA CRUZ**  
OIC - SUC President III  
Date: January 28, 2016

Certified Correct:

  
**EDUARDO R. GUILLASPER, JR.**  
Accountant IV  
Date: January 28, 2016